

4

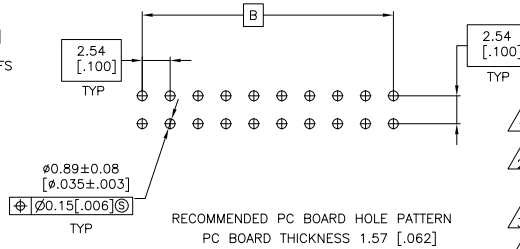
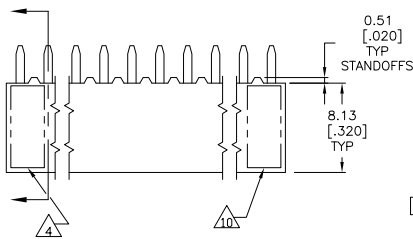
3

2

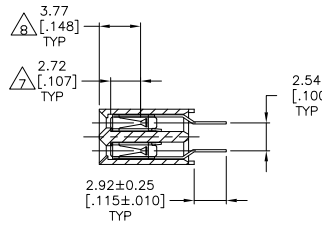
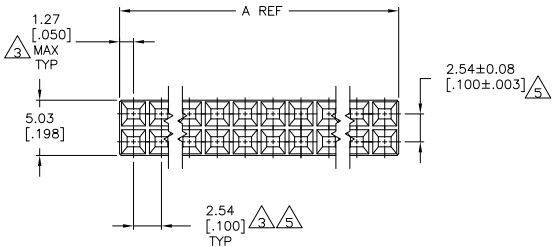
1

THIS DRAWING IS UNPUBLISHED. RELEASED FOR PUBLICATION. ALL RIGHTS RESERVED.

LOC	DIST	REVISIONS			
F	LNK	DESCRIPTION	DATE	BY	APPD
F4		REVISED PER ECO-11-010839	25MAY11	RK	HMR



- 1 HOUSING: FLAME RETARDANT, GLASS FILLED, POLYESTER, COLOR: BLACK. CONTACT: PHOSPHOR BRONZE
- 2 CONTACT: DUPLEX PLATED 0.25μm[.000010] MIN GOLD IN CONTACT AREA, 3.81-7.62μm[.000150-.000300] BRIGHT TIN-LEAD ON LEADS ALL OVER 1.27μm[.000050] MINIMUM NICKEL.
- 3 THESE DIMENSIONS PERTAIN TO CAVITY CENTERLINES ONLY - NOT TO CONTACT LOCATIONS
- 4 PART NUMBER AND DATE CODE ARE MARKED IN APPROXIMATE LOCATION SHOWN.
- 5 TOLERANCE IS NON-CUMULATIVE.
- 6 2 POSITION DATE CODE IS MARKED OPPOSITE SIDE OF TE LOGO.
- 7 POINT-OF-MEASUREMENT DIMENSION FOR PLATING THICKNESS (INSIDE CONTACT BEAM).
- 8 POINT-OF-CONTACT DIMENSION.
- 9 NO PART NUMBER MARKING REQUIRED FOR THIS PART.
- 10 TE LOGO AND CSA LOGO ARE MOLDED INTO HOUSING.
- 11 CONTACT: DUPLEX PLATED 0.25μm[.000010] MIN GOLD IN CONTACT AREA, 3.81-7.62μm[.000150-.000300] MATTE TIN ON LEADS ALL OVER 1.27μm[.000050] MINIMUM NICKEL
- 12 ROHS 2002/95/EC COMPLIANT
- 13 OBSOLETE PARTS: OBSOLETE CIS STREAMLINING PER D.RENAUD/D.SINISI



THIS DRAWING IS A CONTROLLED DOCUMENT.		DRW: M. BILNER 08NOV2002	TE Connectivity	
DIMENSIONS: mm [INCHES]		CHK: J. OLSON 08NOV02	RECEPTACLE ASSEMBLY, MOD IV, DOUBLE ROW, TOP ENTRY, .100X.100CL, VERTICAL MOUNT, AMPMODU	
TOLERANCES UNLESS OTHERWISE SPECIFIED:		APP: J. OLSON 08NOV02	NAME: 108-25022	
0 PLG	± .005	PRODUCT SPEC:	APPLICATION SPEC:	SIZE: A2
1 PLG	± .005	114-25018	WEIGHT: -	CAGE CODE: 00779
2 PLG	± 0.1% (.005)			TRAVELING NO: C=147424
3 PLG	± .005			RESTRICTED TO: -
4 PLG	± .005			CUSTOMER DRAWING
ANGLES	± .005			SCALE: 4:1
FINISH	± .005			SHEET: 1 of 2
				REV: F4

1471-9 (3/11)

147424

A

4

3

2

1

THIS DRAWING IS UNPUBLISHED. RELEASED FOR PUBLICATION. ALL RIGHTS RESERVED.

LOC	DIST	REVISIONS					
AD	00	F	LNK	DESCRIPTION	DATE	BY	APPD
-	-	-	-	SEE SHEET 1	-	-	-

△	△	99.06[3.900]	101.60[4.000]	80	4-147424-0	
△	△	96.52[3.800]	99.06[3.900]	78	3-147424-9	
△	△	93.98[3.700]	96.52[3.800]	76	3-147424-8	
△	△	91.44[3.600]	93.98[3.700]	74	3-147424-7	
△	△	88.90[3.500]	91.44[3.600]	72	3-147424-6	
△	△	86.36[3.400]	88.90[3.500]	70	3-147424-5	
△	△	83.82[3.300]	86.36[3.400]	68	3-147424-4	
△	△	81.28[3.200]	83.82[3.300]	66	3-147424-3	
△	△	78.74[3.100]	81.28[3.200]	64	3-147424-2	
△	△	76.20[3.000]	78.74[3.100]	62	3-147424-1	
△	△	73.66[2.900]	76.20[3.000]	60	3-147424-0	
△	△	71.12[2.800]	73.66[2.900]	58	2-147424-9	
△	△	68.58[2.700]	71.12[2.800]	56	2-147424-8	
△	△	66.04[2.600]	68.58[2.700]	54	2-147424-7	
△	△	63.50[2.500]	66.04[2.600]	52	2-147424-6	
△	△	60.96[2.400]	63.50[2.500]	50	2-147424-5	
△	△	58.42[2.300]	60.96[2.400]	48	2-147424-4	
△	△	55.88[2.200]	58.42[2.300]	46	2-147424-3	
△	△	53.34[2.100]	55.88[2.200]	44	2-147424-2	
△	△	50.80[2.000]	53.34[2.100]	42	2-147424-1	
△	△	48.26[1.900]	50.80[2.000]	40	2-147424-0	
△	△	45.72[1.800]	48.26[1.900]	38	1-147424-9	
△	△	43.18[1.700]	45.72[1.800]	36	1-147424-8	
△	△	40.64[1.600]	43.18[1.700]	34	1-147424-7	
△	△	38.10[1.500]	40.64[1.600]	32	1-147424-6	
△	△	35.56[1.400]	38.10[1.500]	30	1-147424-5	
△	△	33.02[1.300]	35.56[1.400]	28	1-147424-4	
△	△	30.48[1.200]	33.02[1.300]	26	1-147424-3	
△	△	27.94[1.100]	30.48[1.200]	24	1-147424-2	
△	△	25.40[1.000]	27.94[1.100]	22	1-147424-1	
△	△	22.86[.900]	25.40[1.000]	20	1-147424-0	
△	△	20.32[.800]	22.86[.900]	18	147424-9	
△	△	17.78[.700]	20.32[.800]	16	147424-8	
△	△	15.24[.600]	17.78[.700]	14	147424-7	
△	△	12.70[.500]	15.24[.600]	12	147424-6	
△	△	10.16[.400]	12.70[.500]	10	147424-5	
△	△	7.62[.300]	10.16[.400]	8	147424-4	
△	△	5.08[.200]	7.62[.300]	6	147424-3	
△	△	2.54[.100]	5.08[.200]	4	147424-2	
△	△		2.54[.100]	2	147424-1	
		FINISH	B	A	NO OF POSN	PART NUMBER

△	△	99.06[3.900]	101.60[4.000]	80	△	9-147424-0
△	△	96.52[3.800]	99.06[3.900]	78	△	8-147424-9
△	△	93.98[3.700]	96.52[3.800]	76	△	8-147424-8
△	△	91.44[3.600]	93.98[3.700]	74	△	8-147424-7
△	△	88.90[3.500]	91.44[3.600]	72	△	8-147424-6
△	△	86.36[3.400]	88.90[3.500]	70	△	8-147424-5
△	△	83.82[3.300]	86.36[3.400]	68	△	8-147424-4
△	△	81.28[3.200]	83.82[3.300]	66	△	8-147424-3
△	△	78.74[3.100]	81.28[3.200]	64	△	8-147424-2
△	△	76.20[3.000]	78.74[3.100]	62	△	8-147424-1
△	△	73.66[2.900]	76.20[3.000]	60	△	8-147424-0
△	△	71.12[2.800]	73.66[2.900]	58	△	7-147424-9
△	△	68.58[2.700]	71.12[2.800]	56	△	7-147424-8
△	△	66.04[2.600]	68.58[2.700]	54	△	7-147424-7
△	△	63.50[2.500]	66.04[2.600]	52	△	7-147424-6
△	△	60.96[2.400]	63.50[2.500]	50	△	7-147424-5
△	△	58.42[2.300]	60.96[2.400]	48	△	7-147424-4
△	△	55.88[2.200]	58.42[2.300]	46	△	7-147424-3
△	△	53.34[2.100]	55.88[2.200]	44	△	7-147424-2
△	△	50.80[2.000]	53.34[2.100]	42	△	7-147424-1
△	△	48.26[1.900]	50.80[2.000]	40	△	7-147424-0
△	△	45.72[1.800]	48.26[1.900]	38	△	6-147424-9
△	△	43.18[1.700]	45.72[1.800]	36	△	6-147424-8
△	△	40.64[1.600]	43.18[1.700]	34	△	6-147424-7
△	△	38.10[1.500]	40.64[1.600]	32	△	6-147424-6
△	△	35.56[1.400]	38.10[1.500]	30	△	6-147424-5
△	△	33.02[1.300]	35.56[1.400]	28	△	6-147424-4
△	△	30.48[1.200]	33.02[1.300]	26	△	6-147424-3
△	△	27.94[1.100]	30.48[1.200]	24	△	6-147424-2
△	△	25.40[1.000]	27.94[1.100]	22	△	6-147424-1
△	△	22.86[.900]	25.40[1.000]	20	△	6-147424-0
△	△	20.32[.800]	22.86[.900]	18	△	5-147424-9
△	△	17.78[.700]	20.32[.800]	16	△	5-147424-8
△	△	15.24[.600]	17.78[.700]	14	△	5-147424-7
△	△	12.70[.500]	15.24[.600]	12	△	5-147424-6
△	△	10.16[.400]	12.70[.500]	10	△	5-147424-5
△	△	7.62[.300]	10.16[.400]	8	△	5-147424-4
△	△	5.08[.200]	7.62[.300]	6	△	5-147424-3
△	△	2.54[.100]	5.08[.200]	4	△	5-147424-2
△	△		2.54[.100]	2	△	5-147424-1
		FINISH	B	A	NO OF POSN	PART NUMBER

THIS DRAWING IS A CONTROLLED DOCUMENT. DIM M. BILNER ORNOV2002

CHK J. OLSON ORNOV02

APPD J. OLSON ORNOV02

PRODUCT SPEC 108-25022

APPLICATION SPEC 114-25018

WEIGHT -

CUSTOMER DRAWING

RECEPTACLE ASSEMBLY, MOD IV, DOUBLE ROW, TOP ENTRY, .100X.100CL, VERTICAL MOUNT, AMPMODU

SIZE CASE CODE DRAWING NO. A2 00779 C=147424

RESTRICTED TO -

SCALE 1:1 SHEET 2 of 2 REV F4