THIS DRAWING IS UNPUBLISHED. RELEASED FOR PUBLICATION -.-.-
© COPYRIGHT - By - ALL RIGHTS RESERVED

UOC	DIST
AD	00

REVISIONS

P	LTR	DESCRIPTION	DATE	DWN	APVD
	T2	REVISED PER ECO-11-018809	15SEP11	KH	JO

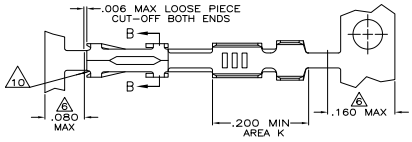

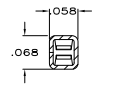

SECTION B–B

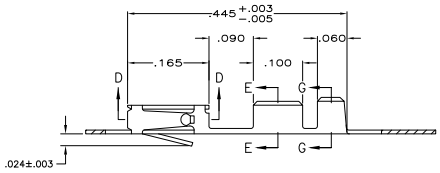

WIRE SIZE #22–#26

SECTION E–E

INSULATION RANGE .061 MAX

SECTION G–G

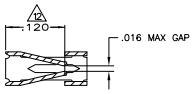

SECTION D–D

1 REELED FOR MINI–APPLICATOR.

2 GOLD FLASH OVER NICKEL, .000015 GOLD ON CONTACT AREA.

3 GOLD FLASH OVER NICKEL, .000030 GOLD ON CONTACT AREA.

4 PREPLATED 0.00127–0.00381 (.000050–.000150) BRIGHT TIN.

5 .000050 NICKEL ON ENTIRE CONTACT, .000015 GOLD IN CONTACT AREA.

6 GOLD PLATING NOT REQUIRED IN THIS AREA.

7 SHEARED EDGES PERMITTED TO BE UNPLATED.

8 .000050 NICKEL ENTIRE CONTACT, .000015 GOLD ON CONTACT AREA, .000100–.000200 BRIGHT TIN LEAD IN AREA K.

9 GOLD FLASH OVER NICKEL, .000050 GOLD ON CONTACT AREA.

10 CUT OUTS ON BOX AT MANUFACTURER'S OPTION.

11 .000030 GOLD IN CONTACT AREA, .000100–.000200 BRIGHT TIN–LEAD IN AREA K, ALL OVER .000050 NICKEL.

12 POINT OF MEASUREMENT FOR PLATING THICKNESS (INSIDE BEAMS).

13 .000030 GOLD IN CONTACT AREA, .000100–.000200 TIN IN AREA K, ALL OVER .000050 NICKEL.

14 .000050 NICKEL ENTIRE CONTACT, .000015 GOLD ON CONTACT AREA, .000100–.000200 TIN IN AREA K.

	DESCRIPTION	FINISH	PART NUMBER
	LOOSE PIECE	7 3 REF	6–87756–8
	REELED	7 3	6–87756–7
	LOOSE PIECE	7 4 REF	6–87756–6
	REELED	7 4	6–87756–2
	LOOSE PIECE	7 1 REF	1–87756–8
	REELED	7 1	1–87756–7
	LOOSE PIECE	7 6 REF	1–87756–6
OBSOLETE	LOOSE PIECE	6 REF	1–87756–4
	REELED	7 6	1–87756–2
	REELED	9	1–87756–1
OBSOLETE	REELED	9 7	1–87756–0
	LOOSE PIECE	4 REF	87756–7
	REELED	4	87756–6
	LOOSE PIECE	5 REF	87756–5
	REELED	5	87756–4
	LOOSE PIECE	3 REF	87756–3
	REELED	3	87756–2

THIS DRAWING IS A CONTROLLED DOCUMENT.

DIMENSIONS: INCHES

TOLERANCE UNLESS OTHERWISE SPECIFIED: 0 PLC ± – ; 1 PLC ± – ; 2 PLC ± – ; 3 PLC ± .005 ; 4 PLC ± – ; ANGLES ± –

MATERIAL: .008 THK CU–SN–P ALLOY 521

FINISH: SEE TABLE

DR D.RINGLEY 12–10–85
CHK J. GESFORD 12–16–85
APVD J. GESFORD 12–16–85

PRODUCT SPEC 108–25,020
APPLICATION SPEC 114–25,003
WEIGHT –

TE Connectivity

NAME: CONTACT, FEMALE, MOD IV, CRIMP SNAP–IN –

SIZE A1 | CAGE CODE 00779 | DRAWING NO C–87756 | RESTRICTED TO –

CUSTOMER DRAWING | SCALE 10:1 | SHEET 1 OF 1 | REV T2

4MOS (3/11)

Downloaded from Elcodis.com electronic components distributor