

4

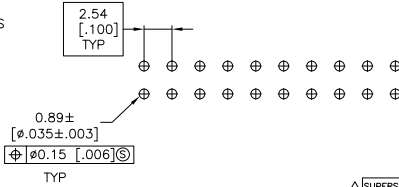
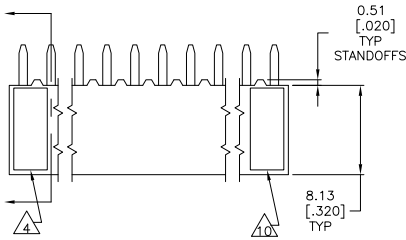
3

2

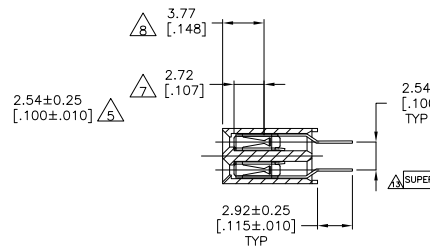
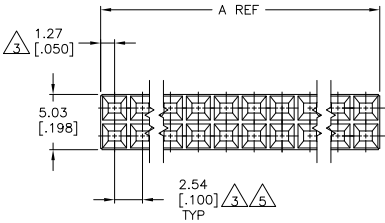
1

THIS DRAWING IS UNPUBLISHED. RELEASED FOR PUBLICATION. ALL RIGHTS RESERVED.

LOC		DIST		REVISIONS			
AD	00	F	LTR	DESCRIPTION	DATE	OWN	APPD
		RS		REVISED PER ECO-11-010839	26MAY11	RK	HMR



RECOMMENDED PC BOARD HOLE PATTERN
PC BOARD THICKNESS 1.57[.062]



- 1 HOUSING: FLAME RETARDANT, GLASS FILLED, POLYESTER, COLOR: BLACK. CONTACT: PHOSPHOR BRONZE
- 2 CONTACT: DUPLEX PLATED 0.76µm[.000030] GOLD IN CONTACT AREA, 3.81-7.62µm[.000150-.000300] BRIGHT TIN-LEAD ON LEADS ALL OVER 1.27µm[.000050] MINIMUM NICKEL
- 3 THESE DIMENSIONS PERTAIN TO CAVITY CENTERLINES ONLY - NOT TO CONTACT LOCATIONS
- 4 PART NUMBER AND DATE CODE ARE MARKED IN APPROXIMATE LOCATION SHOWN.
- 5 TOLERANCE IS NON-CUMULATIVE.
- 6 2 POSITION DATE CODE IS MARKED OPPOSITE SIDE OF TE CONNECTIVITY LOGO.
- 7 POINT-OF-MEASUREMENT DIMENSION FOR PLATING THICKNESS (INSIDE CONTACT BEAM).
- 8 POINT-OF-CONTACT DIMENSION.
- 9 NO PART NUMBER MARKING REQUIRED FOR THIS PART.
- 10 TE LOGO AND CSA LOGO ARE MOLDED INTO HOUSING.
- 11 CONTACT: DUPLEX PLATED 0.76µm[.000030] MIN GOLD IN CONTACT AREA, 3.81-7.62µm[.000150-.000300] MATTE TIN ON LEADS ALL OVER 1.27µm[.000050] MIN NICKEL
- 12 ROHS 2002 /95/EC COMPLIANT.
- 13 OBSOLETE PARTS: OBSOLETE CIS STREAMLINING PER D.RENAUD/D.SINISI

99.06	[3.900]	101.60	[4.000]	80	4-534206-0
96.52	[3.800]	99.06	[3.900]	78	3-534206-9
93.98	[3.700]	96.52	[3.800]	76	3-534206-8
91.44	[3.600]	93.98	[3.700]	74	3-534206-7
88.90	[3.500]	91.44	[3.600]	72	3-534206-6
86.36	[3.400]	88.90	[3.500]	70	3-534206-5
83.82	[3.300]	86.36	[3.400]	68	3-534206-4
81.28	[3.200]	83.82	[3.300]	66	3-534206-3
78.74	[3.100]	81.28	[3.200]	64	3-534206-2
76.20	[3.000]	78.74	[3.100]	62	3-534206-1
73.66	[2.900]	76.20	[3.000]	60	3-534206-0
71.12	[2.800]	73.66	[2.900]	58	2-534206-9
68.58	[2.700]	71.12	[2.800]	56	2-534206-8
66.04	[2.600]	68.58	[2.700]	54	2-534206-7
63.50	[2.500]	66.04	[2.600]	52	2-534206-6
60.96	[2.400]	63.50	[2.500]	50	2-534206-5
58.42	[2.300]	60.96	[2.400]	48	2-534206-4
55.88	[2.200]	58.42	[2.300]	46	2-534206-3
53.34	[2.100]	55.88	[2.200]	44	2-534206-2
50.80	[2.000]	53.34	[2.100]	42	2-534206-1
48.26	[1.900]	50.80	[2.000]	40	2-534206-0
45.72	[1.800]	48.26	[1.900]	38	1-534206-9
43.18	[1.700]	45.72	[1.800]	36	1-534206-8
40.64	[1.600]	43.18	[1.700]	34	1-534206-7
38.10	[1.500]	40.64	[1.600]	32	1-534206-6
35.56	[1.400]	38.10	[1.500]	30	1-534206-5
33.02	[1.300]	35.56	[1.400]	28	1-534206-4
30.48	[1.200]	33.02	[1.300]	26	1-534206-3
27.94	[1.100]	30.48	[1.200]	24	1-534206-2
25.40	[1.000]	27.94	[1.100]	22	1-534206-1
22.86	[.900]	25.40	[1.000]	20	1-534206-0
20.32	[.800]	22.86	[.900]	18	534206-9
17.78	[.700]	20.32	[.800]	16	534206-8
15.24	[.600]	17.78	[.700]	14	534206-7
12.70	[.500]	15.24	[.600]	12	534206-6
10.16	[.400]	12.70	[.500]	10	534206-5
7.62	[.300]	10.16	[.400]	8	534206-4
5.08	[.200]	7.62	[.300]	6	534206-3
2.54	[.100]	5.08	[.200]	4	534206-2
-	-	2.54	[.100]	2	534206-1

THIS DRAWING IS A CONTROLLED DOCUMENT.		DRN	M. BINNER	08NOV2002	TE Connectivity	
DIMENSIONS:		CHK	J. OLSON	08NOV02	RECEPTACLE ASSEMBLY, MOD II, DOUBLE ROW, DUAL ENTRY, 100X100CL, VERTICAL MOUNT, AMPMODU	
TOLERANCES UNLESS OTHERWISE SPECIFIED:		APPD	J. OLSON	08NOV02	SIZE CASE CODE DRAWING TO RESTRICTED TO	
0 P.L.C. ± .005		PRODUCT SPEC	108-25022	A2 00779 C=534206		SCALE 4:1 SHEET 1 of 2 REV R5
1 P.L.C. ± .003		APPLICATION SPEC	114-25018			
2 P.L.C. ± .002		HEIGHT	-			
3 P.L.C. ± .001						
4 P.L.C. ± .0005						
ANGLES						
FINISH						

534206

A

