

4

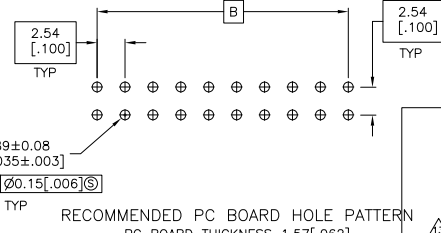
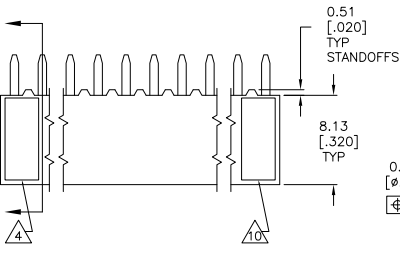
3

2

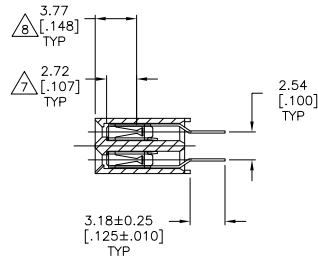
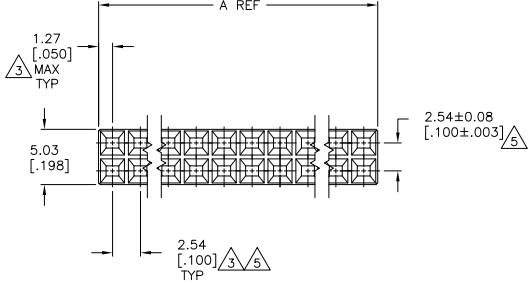
1

THIS DRAWING IS UNPUBLISHED. RELEASED FOR PUBLICATION. ALL RIGHTS RESERVED.

LOC		DST		REVISIONS			
AD	00	F	LNK	DESCRIPTION	DATE	BY	APP
		J3		REVISED PER ECO-11-004917	11MAR11	RK	HMR



RECOMMENDED PC BOARD HOLE PATTERN  
PC BOARD THICKNESS 1.57[.062]



- 1 HOUSING: FLAME RETARDANT, GLASS FILLED, POLYESTER, COLOR: BLACK. CONTACT: PHOSPHOR BRONZE
- 2 CONTACT: 3.81-7.62MICROMETERS(.000150-.000300) BRIGHT TIN-LEAD OVER 1.27µm[.000050] MINIMUM NICKEL
- 3 THESE DIMENSIONS PERTAIN TO CAVITY CENTERLINES ONLY - NOT TO CONTACT LOCATIONS
- 4 PART NUMBER AND DATE CODE ARE MARKED IN APPROXIMATE LOCATION SHOWN.
- 5 TOLERANCE IS NON-CUMULATIVE.
- 6 2 POSITION DATE CODE IS MARKED OPPOSITE SIDE OF TE CONNECTIVITY LOGO.
- 7 POINT-OF-MEASUREMENT DIMENSION FOR PLATING THICKNESS (INSIDE CONTACT BEAM).
- 8 POINT-OF-CONTACT DIMENSION.
- 9 NO PART NUMBER MARKING REQUIRED FOR THIS PART.
- 10 TE CONNECTIVITY LOGO AND CSA LOGO ARE MOLDED INTO HOUSING.
- 11 CONTACT: 3.81-7.62 MICROMETERS (.000150-.000300) MATTE TIN OVER 1.27 MICROMETERS (.000050) MINIMUM NICKEL
- 12 ROHS 2002 /95/EC COMPLIANT

99.06	[3.900]	101.60	[4.000]	80	4-146762-0
96.52	[3.800]	99.06	[3.900]	78	3-146762-9
93.98	[3.700]	96.52	[3.800]	76	3-146762-8
91.44	[3.600]	93.98	[3.700]	74	3-146762-7
88.90	[3.500]	91.44	[3.600]	72	3-146762-6
86.36	[3.400]	88.90	[3.500]	70	3-146762-5
83.82	[3.300]	86.36	[3.400]	68	3-146762-4
81.28	[3.200]	83.82	[3.300]	66	3-146762-3
76.20	[3.000]	78.74	[3.100]	62	3-146762-2
73.66	[2.900]	76.20	[3.000]	60	3-146762-1
71.12	[2.800]	73.66	[2.900]	58	3-146762-0
68.58	[2.700]	71.12	[2.800]	56	2-146762-9
66.04	[2.600]	68.58	[2.700]	54	2-146762-8
63.50	[2.500]	66.04	[2.600]	52	2-146762-7
60.96	[2.400]	63.50	[2.500]	50	2-146762-6
58.42	[2.300]	60.96	[2.400]	48	2-146762-5
55.88	[2.200]	58.42	[2.300]	46	2-146762-4
53.34	[2.100]	55.88	[2.200]	44	2-146762-3
50.80	[2.000]	53.34	[2.100]	42	2-146762-2
45.72	[1.800]	48.26	[1.900]	38	2-146762-1
43.18	[1.700]	45.72	[1.800]	36	2-146762-0
40.64	[1.600]	43.18	[1.700]	34	1-146762-9
38.10	[1.500]	40.64	[1.600]	32	1-146762-8
33.02	[1.300]	35.56	[1.400]	28	1-146762-7
30.48	[1.200]	33.02	[1.300]	26	1-146762-6
27.94	[1.100]	30.48	[1.200]	24	1-146762-5
25.40	[1.000]	27.94	[1.100]	22	1-146762-4
17.78	[.700]	20.32	[.800]	16	1-146762-3
15.24	[.600]	17.78	[.700]	14	1-146762-2
12.70	[.500]	15.24	[.600]	12	1-146762-1
5.08	[.200]	7.62	[.300]	6	1-146762-0
2.54	[.100]	5.08	[.200]	4	146762-9
-	-	2.54	[.100]	2	146762-8
22.86	[.900]	25.40	[1.000]	20	146762-7
78.74	[3.100]	81.28	[3.200]	64	146762-6
48.26	[1.900]	50.80	[2.000]	40	146762-5
35.56	[1.400]	38.10	[1.500]	30	146762-4
20.32	[.800]	22.86	[.900]	18	146762-3
10.16	[.400]	12.70	[.500]	10	146762-2
7.62	[.300]	10.16	[.400]	8	146762-1

THIS DRAWING IS A CONTROLLED DOCUMENT. DIM: M. BILNER 08NOV2002  
CHK: J. OLSON 08NOV02

TE Connectivity

RECEPTACLE ASSEMBLY, MOD IV, DOUBLE ROW, TOP ENTRY, .100X.100CL, VERTICAL MOUNT, AMPMODU

108-25022  
APPLICATION SPEC: 114-25018  
SIZE: ONE CODE DRAWING: A2  
00779  
C=146762

CUSTOMER DRAWING SCALE: 4:1 SHEET: 1 of 2 REV: J3

