

4

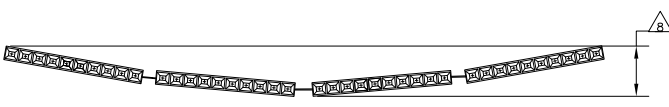

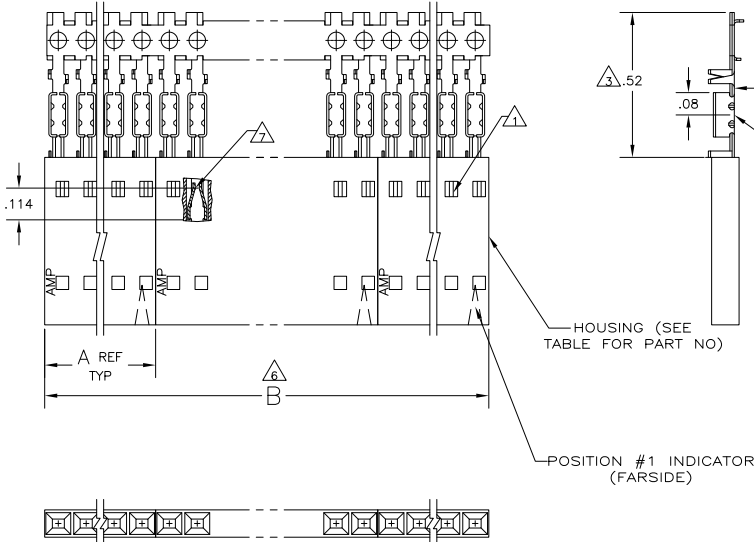
3

2

1

THIS DRAWING IS UNPUBLISHED. RELEASED FOR PUBLICATION. ALL RIGHTS RESERVED.

LOC		DIBT		REVISIONS			
AD	00	P	LTR	DESCRIPTION	DATE	BY	APPD
		H2		REVISED PER ECO-11-004820	11MAR11	RK	HMR



EXAMPLE: STRIP ASSEMBLY SCALE 2:1

- 1 CONTACTS ARE LATCHED INTO THE PRELOAD WINDOWS
- 2 USE WITH #22-#26 AWG WIRE SIZE, .054/.030 INSULATION DIAMETER, .015 MAXIMUM INSULATION THICKNESS
- 3 THE DIMENSION APPLIES WITH THE FORWARD PRELOAD STOP IN CONTACT WITH THE HOUSING SURFACE
- 4 POINT OF MEASUREMENT FOR PLATING THICKNESS
- 5 FOR INDIVIDUAL ASSEMBLIES SEE PART NUMBER 103686
- 6 ASSEMBLIES ARE JOINED BY THE CARRIER STRIP. ORDER QUANTITY REFLECTS TOTAL NUMBER OF INDIVIDUAL ASSEMBLIES REQUIRED. SEE TABLE FOR NUMBER OF ASSEMBLIES PER STRIP.
- 7 POINT OF MEASUREMENT FOR PLATING THICKNESS (INSIDE BEAMS)
- 8 MAXIMUM ALLOWABLE BOW OF ASSEMBLY NOT TO EXCEED .055.
- 9 FINISH : CONTACTS : .000015 GOLD IN THE CONTACT AREA, .000050-.000100 BRIGHT TIN-LEAD ON THE TERMINATION AREA, ALL OVER .000050 NICKEL.
- 10 FINISH : CONTACTS : .000015 GOLD IN THE CONTACT AREA, .000050-.000100 MATTE TIN ON THE TERMINATION AREA, ALL OVER .000050 NICKEL.
- 11 OBSOLETE PARTS: OBSOLETE CIS STREAMLINING PER D.RENAUD/D.SINISI

	2	2.40	1.198	1-103688-1	12	6-103975-1
	2	2.20	1.098	1-103688-0	11	6-103975-0
	2	2.00	.998	103688-9	10	5-103975-9
	2	1.80	.898	103688-8	9	5-103975-8
	2	1.60	.798	103688-7	8	5-103975-7
	2	1.40	.698	103688-6	7	5-103975-6
	4	2.39	.598	103688-5	6	5-103975-5
	4	1.99	.498	103688-4	5	5-103975-4
	5	1.99	.398	103688-3	4	5-103975-3
	8	2.40	.298	103688-2	3	5-103975-2
	10	2.00	.198	103688-1	2	5-103975-1
	2	2.40	1.198	1-103688-1	12	1-103975-1
	2	2.20	1.098	1-103688-0	11	1-103975-0
	2	2.00	.998	103688-9	10	103975-9
	2	1.80	.898	103688-8	9	103975-8
	2	1.60	.798	103688-7	8	103975-7
	2	1.40	.698	103688-6	7	103975-6
	4	2.39	.598	103688-5	6	103975-5
	4	1.99	.498	103688-4	5	103975-4
	5	1.99	.398	103688-3	4	103975-3
	8	2.40	.298	103688-2	3	103975-2
	10	2.00	.198	103688-1	2	103975-1
PLATING	6	B	A	HOUSING PART NUMBER	NO OF POSN	ASSEMBLY PART NUMBER ON STRIP

THIS DRAWING IS A CONTROLLED DOCUMENT.

DESIGNED BY: L. MAYER	DATE: 29 SEPT 06	 TE Connectivity
CHECKED BY: P. C. DEJONG	DATE: 12 NOV 06	
APPROVED BY: P. C. DEJONG	DATE: 12 NOV 06	
PRODUCT SPEC: 108-25034	APPLICATION SPEC: 114-25026	

ASSY, AMPMODU MTE, RECEPTACLE, SINGLE ROW, .100 C/L, FOR NO 22-NO 26 AWG WIRE SIZE, STRIP FORM

MATERIAL: HOUSING: FLAME RETARDANT THERMOPLASTIC; CONTACTS: PHOS BRONZE

FINISH: SEE TABLE

RIGHT: -

CUSTOMER DRAWING

SIZE: 4:1

SHEET: 1 of 1

REV: H2