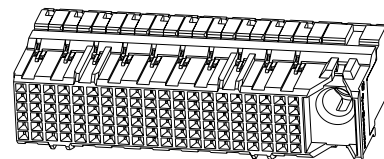
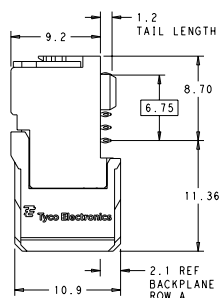
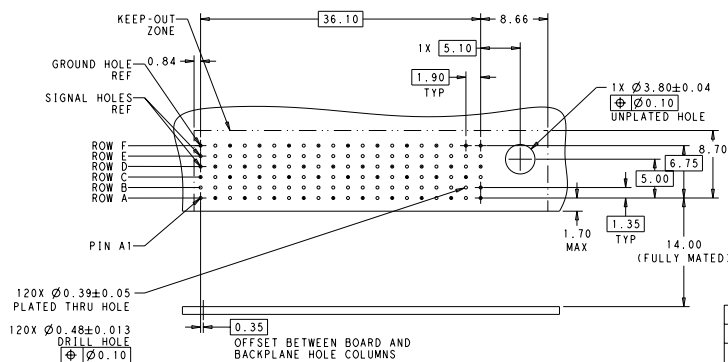
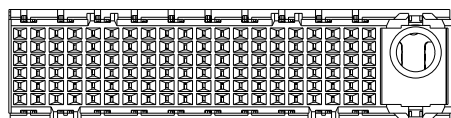


2		1					
LOC	DISP	REVISIONS					
AD	00	#	LINE	DESCRIPTION	DATE	CHK	BY
			4	REVISED PER ECO-12-000416	14JUN2012	KH	DD

Technical drawing of a double-row roller bearing assembly. The drawing shows two rows of rollers between two rings. Dimensions include a roller width of 3.80, a roller-to-roller pitch of 7.6, a reference height of 20.1 REF, and a total width of 45.60 MAX.



SCALE 4:1



RECOMMENDED PCB LAYOUT
MIN BOARD THICKNESS 1.6

NONE		2143948-5
NONE		2143948-1
KEY POSITION	FINISH	PART NUMBER

[illegible]