THIS DRAWING IS UNPUBLISHED. RELEASED FOR PUBLICATION 20
© COPYRIGHT 20 BY - ALL RIGHTS RESERVED.

LOC	DIST
AD	00

REVISIONS

Z	LTR	DESCRIPTION	DATE	DRN	APVD
	4	REVISED PER ECO-12-000423	18JUN2012	KH	DD

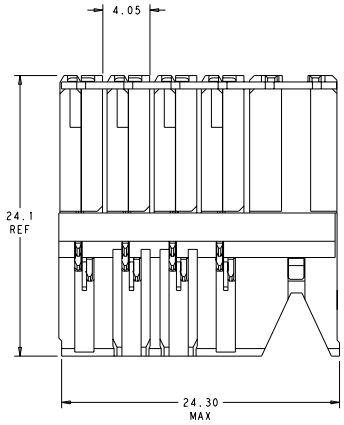

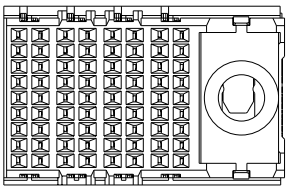

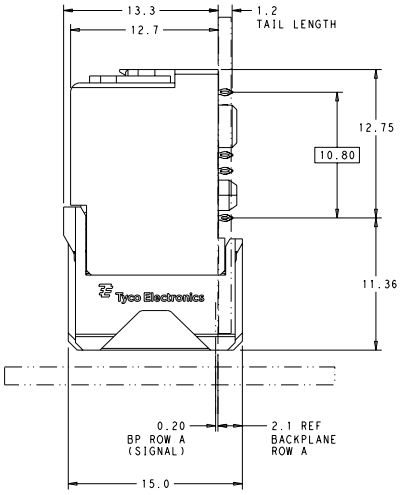

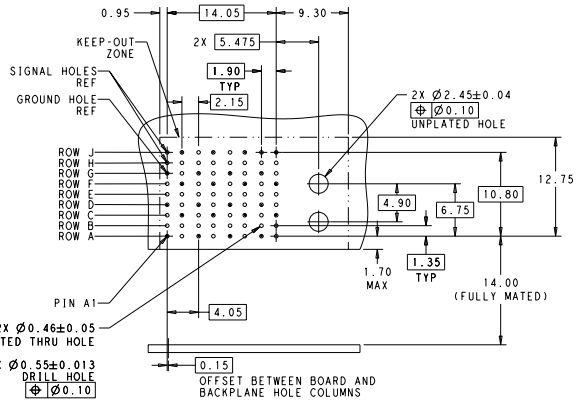

RECOMMENDED PCB LAYOUT
MIN BOARD THICKNESS 1.0

1. MATERIAL:
   HOUSING: LCP, GLASS FILLED, UL94V-0.
   TERMINALS: HIGH PERFORMANCE COPPER ALLOY.
2. FINISH:
   30µ" SELECTIVE GOLD IN CONTACT AREA. SELECTIVE TIN ON PCB TAILS, NICKEL OVERALL.
3. FINISH:
   30µ" SELECTIVE GOLD IN CONTACT AREA. SELECTIVE TIN-LEAD ON PCB TAILS, NICKEL OVERALL.
4. CONNECTORS SUPPLIED WITH MOUNTING SCREWS.

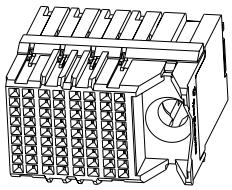

SCALE 4:1

REFER TO WWW.TE.COM
FOR PRODUCT AVAILABILITY

NONE	3	2132444-5
NONE	2	2132444-1
KEY POSITION	FINISH	PART NUMBER

DESIGN APPROVED THIS PRINT IS
PRELIMINARY
TO FIRST PIECE APPROVAL
CONTACT PRODUCT ENGINEERING
BEFORE USING THIS PRINT

THIS DRAWING IS A CONTROLLED DOCUMENT.

DIMENSIONS: MM

TOLERANCES UNLESS OTHERWISE SPECIFIED:
0 PLC ± -
1 PLC ± 0.25
2 PLC ± 0.15
3 PLC ± -
4 PLC ± -
ANGLES ± -

MATERIAL 1

FINISH SEE TABLE

DWN J.K. SHORER 25JAN2011
CHK D. DIXON 25JAN2011
APV D. DIXON 25JAN2011

PRODUCT SPEC -
APPLICATION SPEC -
WEIGHT -

TE Connectivity

PRELIMINARY

IMPACT,ORTHOGONAL,3 PAIR,DAUGHTERCARD
8 COLUMN,RIGHT GUIDED,SIGNAL
MODULE,0.46 EYELET

SIZE	CAGE CODE	DRAWING NO	RESTRICTED TO
A1	00779	C-2132444	-

CUSTOMER DRAWING SCALE 6:1 SHEET 1 OF 1 REV 4

4005 12JUL12
Pro/ENGINEER DRAWING

Downloaded from Elcodis.com electronic components distributor