THIS DRAWING IS UNPUBLISHED. RELEASED FOR PUBLICATION 20
© COPYRIGHT 20 . ALL RIGHTS RESERVED.

LOC	DIST
AD	00

REVISIONS

P	LTR	DESCRIPTION	DATE	DRN	APVD
	4	REVISED PER ECO-12-000416	14JAN2012	KH	DD

1. MATERIAL:
   HOUSING: LCP, GLASS FILLED, UL94V-0.
   TERMINALS: HIGH PERFORMANCE COPPER ALLOY.
2. FINISH:
   30µ" SELECTIVE GOLD IN CONTACT AREA. SELECTIVE TIN ON PCB TAILS, NICKEL OVERALL.
3. FINISH:
   30µ" SELECTIVE GOLD IN CONTACT AREA. SELECTIVE TIN-LEAD ON PCB TAILS, NICKEL OVERALL.

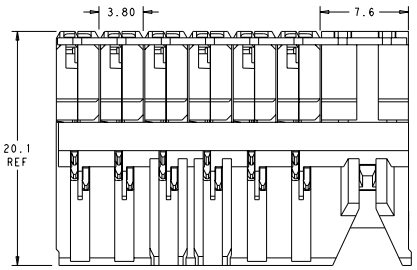

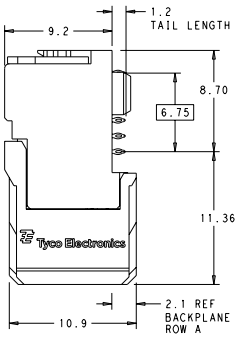

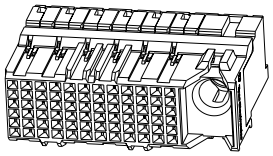

SCALE 4:1

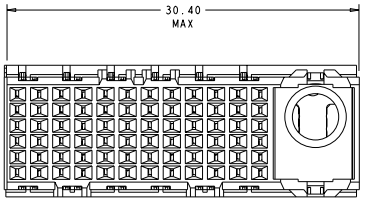

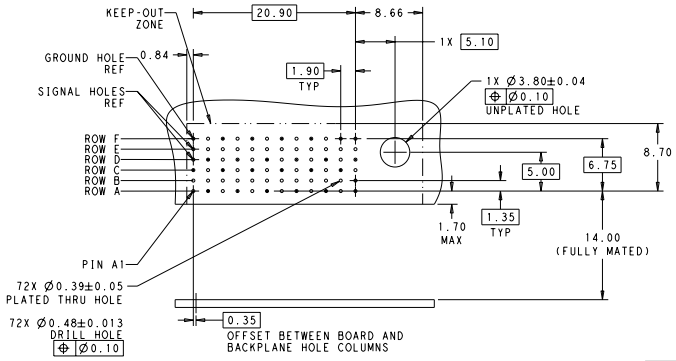

RECOMMENDED PCB LAYOUT
MIN BOARD THICKNESS 1.6

DESIGN APPROVED THIS PRINT IS
PRELIMINARY
TO FIRST PIECE APPROVAL
CONTACT PRODUCT ENGINEERING
BEFORE USING THIS PRINT

NONE	3	2057936-5
NONE	2	2057936-1
KEY POSITION	FINISH	PART NUMBER

THIS DRAWING IS A CONTROLLED DOCUMENT.

DIMENSIONS: MM

TOLERANCES UNLESS OTHERWISE SPECIFIED:
0 PLC ±.
1 PLC ±0.2
2 PLC ±0.13
3 PLC ±.
4 PLC ±.
ANGLES ±.

MATERIAL 1

FINISH SEE TABLE

DRN	B. CARBO	22NOV2010
CHK	D. DIXON	22NOV2010
APVD	D. DIXON	22NOV2010

PRODUCT SPEC -
APPLICATION SPEC -
WEIGHT -

TE CONNECTIVITY

PRELIMINARY

IMPACT II, 2 PAIR, DAUGHTERCARD, 12 COLUMN, RIGHT GUIDED, SIGNAL MODULE, 0.39 EYELET

SIZE	CAGE CODE	DRAWING NO	RESTRICTED TO
A1	00779	C- 2057936	-

CUSTOMER DRAWING SCALE 6:1 SHEET 1 OF 1 REV 4

4005 43111

Pro/ENGINEER DRAWING

Downloaded from Elcodis.com electronic components distributor