
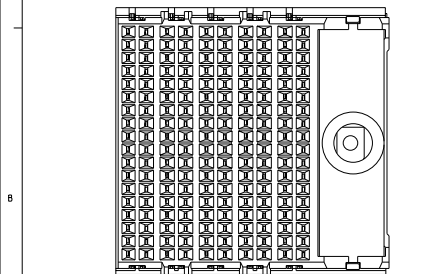
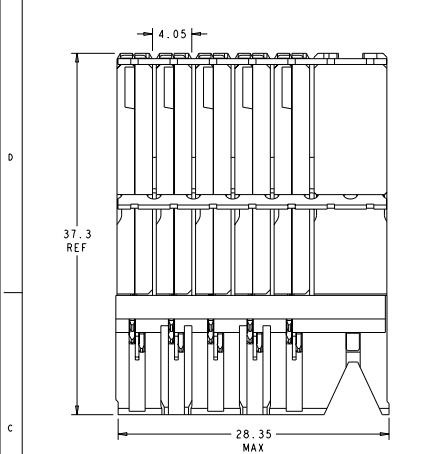
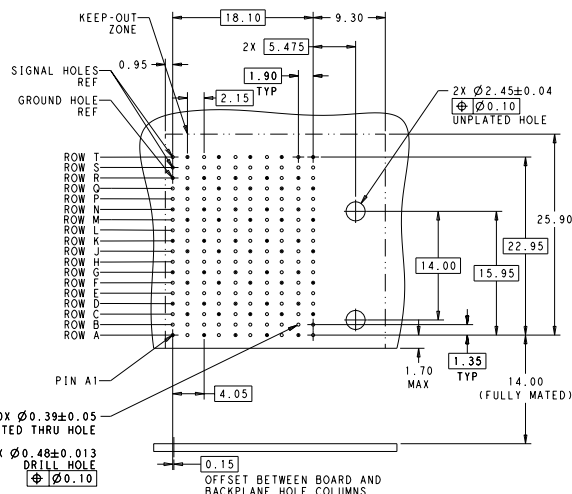
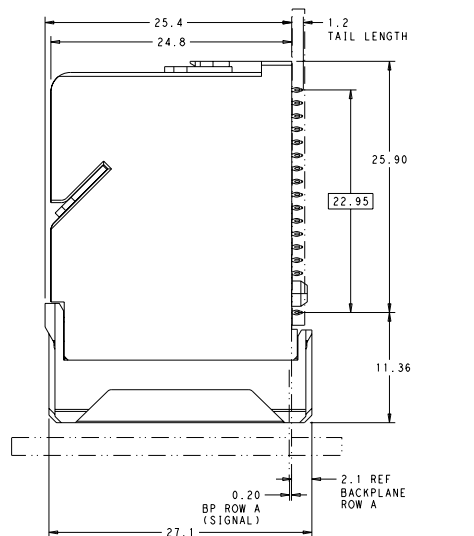


8	7	6	5	4	3	2	1
DATE: 2012-01-20	REVISION: 00	ALL RIGHTS RESERVED					



180X Ø0.39±0.05
PLATED THRU HOLE

180X Ø0.48±0.013
DRILL HOLE
Ø0.10

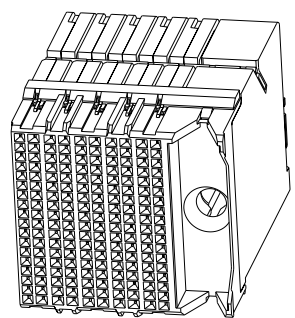


RECOMMENDED PCB LAYOUT
MIN BOARD THICKNESS 1.0

REV	DATE	DESCRIPTION	BY	CHK	APP
AD	00				

- ⚠ MATERIAL:
HOUSING: LCP, GLASS FILLED, UL94V-0.
TERMINALS: HIGH PERFORMANCE COPPER ALLOY.
- ⚠ FINISH:
30µ" SELECTIVE GOLD IN CONTACT AREA. SELECTIVE TIN
ON PCB TAILS, NICKEL OVERALL.
- ⚠ FINISH:
30µ" SELECTIVE GOLD IN CONTACT AREA. SELECTIVE TIN-LEAD
ON PCB TAILS, NICKEL OVERALL.

4. CONNECTORS SUPPLIED WITH MOUNTING SCREWS.



SCALE 4:1

REFER TO WWW.TE.COM
FOR PRODUCT AVAILABILITY

NONE	⚠	2132719-5
NONE	⚠	2132719-1
KEY POSITION	FINISH	PART NUMBER

THIS DRAWING IS A CONTROLLED DOCUMENT.		DATE: 2012-01-20	
REV: 00	DATE: 2012-01-20	REV: 00	DATE: 2012-01-20
DRAWN BY: [Signature]		CHECKED BY: [Signature]	
APPROVED BY: [Signature]		DATE: 2012-01-20	
MATERIAL: [Material]		PART NUMBER: 2132719-5	
DESCRIPTION: [Description]		CUSTOMER DRAWING: [Customer Drawing]	