THIS DRAWING IS UNPUBLISHED. RELEASED FOR PUBLICATION 20
© COPYRIGHT 20 BY - ALL RIGHTS RESERVED.

LOC	DIST
AD	00

REVISIONS

P	LTR	DESCRIPTION	DATE	DRN	APVD
	B	REVISED PER ECO-12-000423	18JUN2012	KH	DD

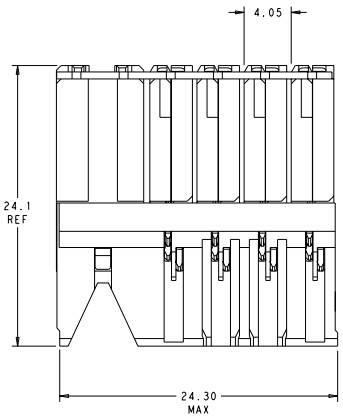

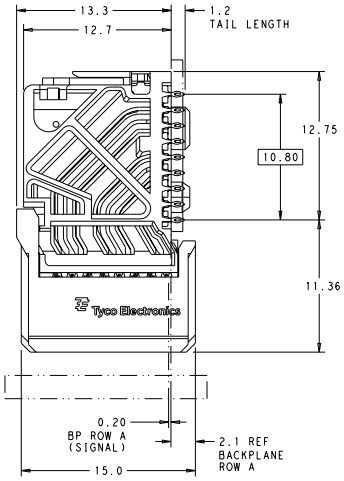

1. MATERIAL:
   HOUSING: LCP, GLASS FILLED, UL94V-0.
   TERMINALS: HIGH PERFORMANCE COPPER ALLOY.
2. FINISH:
   30µ" SELECTIVE GOLD IN CONTACT AREA. SELECTIVE TIN ON PCB TAILS, NICKEL OVERALL.
3. FINISH:
   30µ" SELECTIVE GOLD IN CONTACT AREA. SELECTIVE TIN-LEAD ON PCB TAILS, NICKEL OVERALL.
4. CONNECTORS SUPPLIED WITH MOUNTING SCREWS.

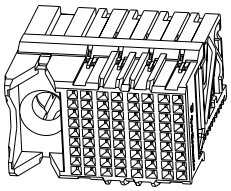

SCALE 4:1

REFER TO WWW.TE.COM
FOR PRODUCT AVAILABILITY

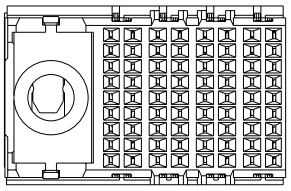

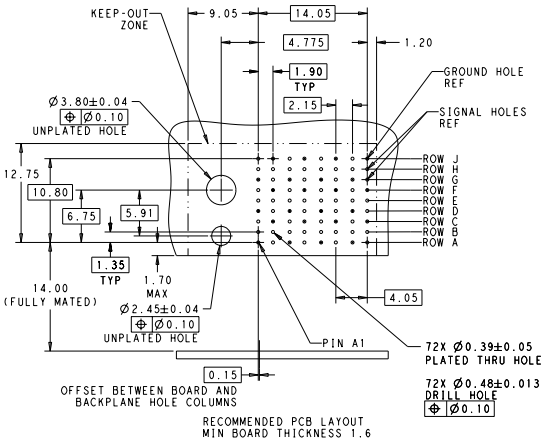

RECOMMENDED PCB LAYOUT
MIN BOARD THICKNESS 1.6

NONE	3	2132425-5
NONE	2	2132425-1
KEY POSITION	FINISH	PART NUMBER

DESIGN APPROVED THIS PRINT IS
PRELIMINARY
TO FIRST PIECE APPROVAL
CONTACT PRODUCT ENGINEERING
BEFORE USING THIS PRINT

THIS DRAWING IS A CONTROLLED DOCUMENT.

DIMENSIONS: MM

TOLERANCES UNLESS OTHERWISE SPECIFIED:
0 PLC ±-
1 PLC ±0.25
2 PLC ±0.15
3 PLC ±-
4 PLC ±-
ANGLES ±-

MATERIAL 1

FINISH SEE TABLE

DRN	27JUN2011	TE CONNECTIVITY
CHK	D. DIXON 27JUN2011	
APV	D. DIXON 27JUN2011	NAME: IMPACT, ORTHOGONAL, 3 PAIR, DAUGHTERCARD, 8 COLUMN, LEFT GUIDED, SIGNAL MODULE, 0.39 EYELET
PRODUCT SPEC	-	
APPLICATION SPEC	-	
WEIGHT	-	

SIZE	CAGE CODE	DRAWING NO	RESTRICTED TO
A1	00779	C-2132425	-

CUSTOMER DRAWING SCALE 6:1 SHEET 1 OF 1 REV 8

PRELIMINARY

4005 12/11

Pro/ENGINEER DRAWING

Downloaded from Elcodis.com electronic components distributor