THIS DRAWING IS UNPUBLISHED. RELEASED FOR PUBLICATION -,- .
© COPYRIGHT - BY TYCO ELECTRONICS CORPORATION, ALL RIGHTS RESERVED.

LOC	DIST
AD	00

REVISIONS

P	LTR	DESCRIPTION	DATE	DWN	APVD
	F	REV PER 0G3C-0058-04	06APR04	MB	JG

1. ASSEMBLY MAY BE BROKEN TO THE DESIRED NUMBER OF POSITIONS
2. TRUE POSITION TOLERANCE OF THE POST TIPS APPLIES WHEN THE HEADER IS HELD FLAT AGAINST THE PRINTED CIRCUIT BOARD
3. THE NOTED DIMENSIONS APPLY AT THE INTERSECTION OF THE POST AND HOUSING
4. HOUSING: LCP, COLOR-BLACK.
5. FINISH: 0.000254-0.00508 [.000100-.000200] MIN MATTE TIN-LEAD OVER 0.00127 [.000050] MIN NICKEL ENTIRE POST.

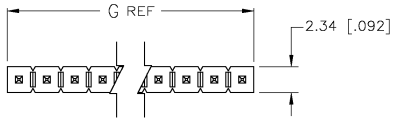

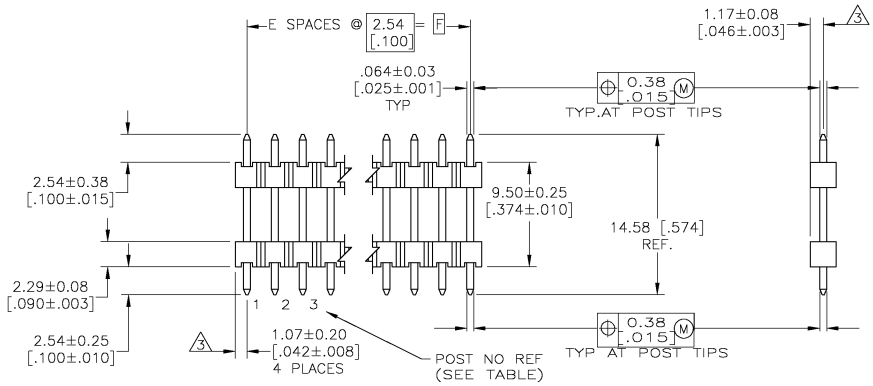

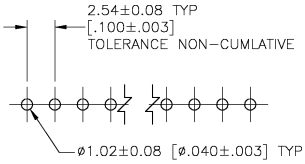

RECOMMENDED HOLE LAYOUT

G	F	E	HOLDDOWN POST CONFIG LOCATION	NO. OF POSITIONS	PART NUMBER
19.91 [.784]	17.78 [.700]	7	-	8	147285-2
19.91 [.784]	17.78 [.700]	7	1,2,7,8	8	147285-1

THIS DRAWING IS A CONTROLLED DOCUMENT.

DIMENSIONS: MM

TOLERANCES UNLESS OTHERWISE SPECIFIED:
0 PLC ± -
1 PLC ± -
2 PLC ± -
3 PLC ± 0.13[.005]
4 PLC ± -
ANGLES ± -

MATERIAL - 4
FINISH - 5

DWN B. HAYMAKER 26JUL00
CHK J. GESFORD 23JUN99
APVD J. GESFORD 23JUN99
PRODUCT SPEC -
APPLICATION SPEC -
WEIGHT -

Tyco Electronics Corporation
Harrisburg, PA 17105

NAME HEADER ASSEMBLY, MOD II, STACKING, SINGLE ROW, .025 SQ.POST, UNSHROUDED, HIGH TEMP, RET LEGS

SIZE	CAGE CODE	DRAWING NO	RESTRICTED TO
A2	00779	C-147285	-

CUSTOMER DRAWING SCALE 4:1 SHEET 1 OF 1 REV F

147285

AMP 1471-9 REV 31MAR2000

26JUL00 - -

Downloaded from Elcodis.com electronic components distributor