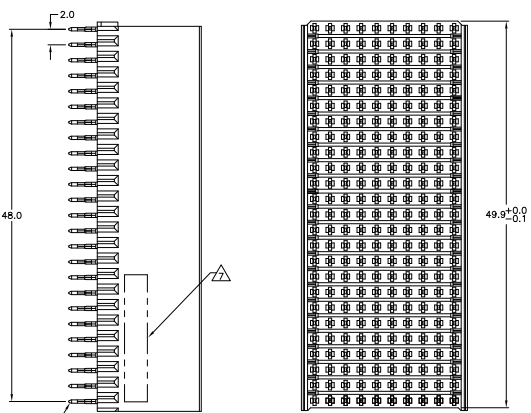


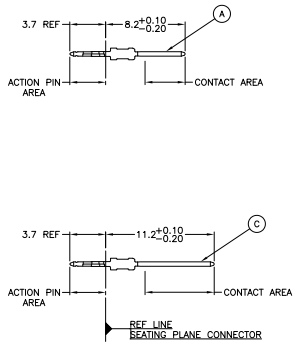
THIS DRAWING IS UNAPPROVED FOR PUBLICATION
 © 2008 BY TYSO ELECTRONICS CORPORATION. ALL RIGHTS RESERVED.

REV	DATE	DESCRIPTION	BY	CHK
H1	REV PER ECD-10-001915		DMW2010	JY SY
J	ECR-10-018652		106EP10	JS MQW

**CONNECTOR ASSEMBLY
 EXAMPLARY LOADED**

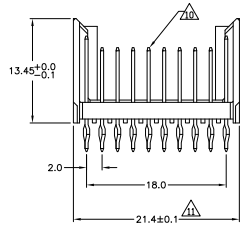


**CONTACT DIMENSIONS
 SCALE 5:1**



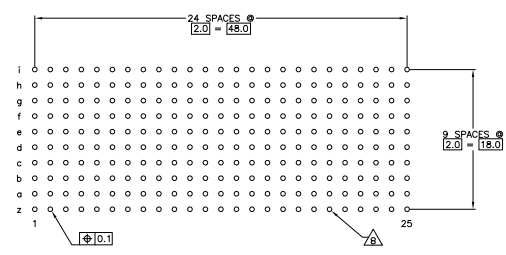
CONTACT LAYOUT

	z	a	b	c	d	e	f	g	h	i
1	C	A	A	A	A	A	A	A	A	A
2	C	A	A	A	A	A	A	A	A	C
3	C	A	A	A	A	A	A	A	A	C
4	C	A	A	A	A	A	A	A	A	C
5	C	A	A	A	A	A	A	A	A	C
6	C	A	A	A	A	A	A	A	A	C
7	C	A	A	A	A	A	A	A	A	C
8	C	A	A	A	A	A	A	A	A	C
9	C	A	A	A	A	A	A	A	A	C
10	C	A	A	A	A	A	A	A	A	C
11	C	A	A	A	A	A	A	A	A	C
12	C	A	A	A	A	A	A	A	A	C
13	C	A	A	A	A	A	A	A	A	C
14	C	A	A	A	A	A	A	A	A	C
15	C	A	A	A	A	A	A	A	A	C
16	C	A	A	A	A	A	A	A	A	C
17	C	A	A	A	A	A	A	A	A	C
18	C	A	A	A	A	A	A	A	A	C
19	C	A	A	A	A	A	A	A	A	C
20	C	A	A	A	A	A	A	A	A	C
21	C	A	A	A	A	A	A	A	A	C
22	C	A	A	A	A	A	A	A	A	C
23	C	A	A	A	A	A	A	A	A	C
24	C	A	A	A	A	A	A	A	A	C
25	C	A	A	A	A	A	A	A	A	C



**RECOMMENDED PCB-HOLE LAYOUT
 COMPONENT SIDE SHOWN**

PLATED THRU HOLES PARAMETERS
 REFERENCE APPLICATION SPECIFICATION



	3-646357-0
	1-646357-9
	646357-9
	646357-4
	646357-1
FINISH	PART NUMBER

THIS DRAWING IS A CONTROLLED DOCUMENT. IN POLYCHROME. REVISED BY TYSO ELECTRONICS CORPORATION. HARRISBURG, PA 17105-3608. DATE 108-1622. REVISED BY 114-19029. CUSTOMER DRAWING. PART 4.1. REV 1.2.

THIS DRAWING IS UNPUBLISHED. ALL RIGHTS RESERVED.
 BY TYSO ELECTRONICS CORPORATION. ALL RIGHTS RESERVED.

REV	DATE	DESCRIPTION	BY	APP
00				
1		SEE SHEET 1		

- ⚠ MATERIAL:
CONTACT: PHOSPHOR BRONZE.
HOUSING: GLASS-FILLED POLYESTER.
- ⚠ GENERAL PLATING SPECIFICATION: UNDERPLATING
(ENTIRE CONTACT): 1.27μm MIN NICKEL AND ACTION
PIN: 0.5μm MIN TIN/LEAD.
FOR PLATING OF MATING SURFACES SEE APPLICABLE
SPECIFICATION REFERENCE FOR EACH DASH NUMBER.
- ⚠ CONFORMS TO ALL TESTING ACCORDING TO IEC 61076-4-101
PERFORMANCE LEVEL 2.
- ⚠ CONFORMS TO ALL TESTING ACCORDING TO IEC 61076-4-101
PERFORMANCE LEVEL 1.
- ⚠ CONNECTOR TESTED AND QUALIFIED AGAINST TELCORDIA GR-1217-CORE QUALITY LEVEL 3,
CENTRAL OFFICE APPLICATIONS.
- ⚠ CONNECTOR TESTED AND QUALIFIED AGAINST TELCORDIA GR-1217-CORE QUALITY LEVEL 3,
UNCONTROLLED ENVIRONMENT APPLICATIONS.
- ⚠ CONNECTOR MARKED WITH PART NUMBER AND DATE CODE.
ADDITIONAL CHARACTERS OR MARKINGS, AS WELL AS THE LOCATION OF THE MARKINGS,
MAY BE ADDED FOR TRACEABILITY BASED UPON MANUFACTURERS DISCRETION.
- ⚠ PLATED-THROUGH HOLES AT 2x2mm SQUARE GRID
PATTERN DEFINED BY CONTACT LAYOUT.
- ⚠ FOR ACTUAL PIN LOADING SEE "CONTACT LAYOUT".
- ⚠ FOR ACTUAL PIN DIMENSIONS SEE "CONTACT DIMENSIONS".
- ⚠ TO BE MEASURED AT BOTTOM OF SHROUD.
- ⚠ CONNECTOR LUBRICATED WITH BELCORE APPROVED LUBRICANT,
TECHNICAL REFERENCE: TR-NWT-001217 ISSUE 1, SEP 1992.
- ⚠ 076μm MIN GOLD PLATING AT MATING SURFACES.

THIS DRAWING IS A CONTROLLED DOCUMENT.		REV	DATE	DESCRIPTION	BY	APP
		114-19029	108-1622	114-19029		
SEE SHEET 1	SEE SHEET 1	114-19029	108-1622	114-19029		
CUSTOMER DRAWING		DATE	ISSUE	DRAWN NO	REV	REWORKED TO
		A1	00779	G-646357	2	2