THIS DRAWING IS UNPUBLISHED. RELEASED FOR PUBLICATION -.-.-
© COPYRIGHT - By - ALL RIGHTS RESERVED

REVISIONS					
LTR	DESCRIPTION	DATE	DWN	APVD
M1	REVISED PER ECO-11-005033	29MAR11	RK	HMR

CONNECTOR ASSEMBLY EXAMPLARY LOADED 9

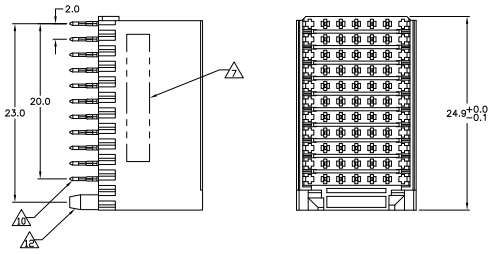

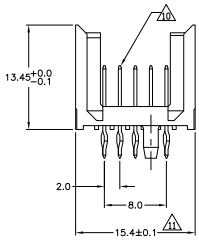

CONTACT DIMENSIONS

SCALE 5:1

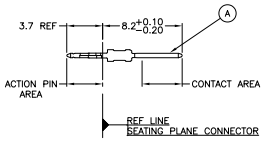

CONTACT LAYOUT

	z	a	b	c	d	e	f
1		A	A	A	A	A	
2		A	A	A	A	A	
3		A	A	A	A	A	
4		A	A	A	A	A	
5		A	A	A	A	A	
6		A	A	A	A	A	
7		A	A	A	A	A	
8		A	A	A	A	A	
9		A	A	A	A	A	
10		A	A	A	A	A	
11		A	A	A	A	A	

GUIDING

RECOMMENDED PCB–HOLE LAYOUT
COMPONENT SIDE SHOWN

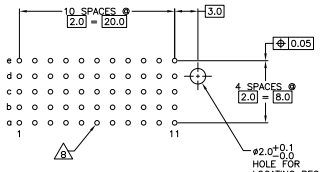

PLATED THRU HOLES PARAMETERS

REFERENCE APPLICATION SPECIFICATION

2 3 4	3–100159–0
2 6 1	1–100159–9
2 5 1	100159–9
2 4	100159–4
2 3	100159–1
FINISH	PART NUMBER

THIS DRAWING IS A CONTROLLED DOCUMENT.

DIMENSIONS: mm — TOLERANCES UNLESS OTHERWISE SPECIFIED: 4 PLC ±, 3 PLC ±0.5, 2 PLC ±0.2, 1 PLC ±0.05, ANGLES ±.5°

MATERIAL: 1 — FINISH: SEE TABLE

TEM C.BEUN 08OCT08 — CE R.LEE 08OCT08 — APD F.KONINGSBRUGGE — PRODUCT SPEC 108-19082 — APPLICATION SPEC 114-19029 — WEIGHT –

TE Connectivity

NAME: MALE ASSEMBLY, Z-PACK 2mm HM, TYPE C

SIZE A1 — CAGE CODE 00779 — DRAWING NO C-100159 — RESTRICTED TO –

CUSTOMER DRAWING — SCALE 4:1 — SHEET 1 OF 2 — REV M1

4605 (3/11)

Downloaded from Elcodis.com electronic components distributor

THIS DRAWING IS UNPUBLISHED. RELEASED FOR PUBLICATION
© COPYRIGHT - By - ALL RIGHTS RESERVED.

LOC	DIST	REVISIONS				
AD	00	P	LTR	DESCRIPTION	DATE	DRN	APVD
			–	SEE SHEET 1	–	–	–

1. MATERIAL:
   CONTACT: PHOSPHOR BRONZE.
   HOUSING: GLASS-FILLED POLYESTER.
2. GENERAL PLATING SPECIFICATION: UNDERPLATING (ENTIRE CONTACT): 1.27µm MIN NICKEL AND ACTION PIN: 0.5µm MIN TIN\LEAD.
   FOR PLATING OF MATING SURFACES SEE APPLICABLE SPECIFICATION REFERENCE FOR EACH DASH NUMBER.
3. CONFORMS TO ALL TESTING ACCORDING TO IEC 61076-4-101 PERFORMANCE LEVEL 2.
4. CONFORMS TO ALL TESTING ACCORDING TO IEC 61076-4-101 PERFORMANCE LEVEL 1.
5. CONNECTOR TESTED AND QUALIFIED AGAINST TELCORDIA GR-1217-CORE QUALITY LEVEL 3, CENTRAL OFFICE APPLICATIONS.
6. CONNECTOR TESTED AND QUALIFIED AGAINST TELCORDIA GR-1217-CORE QUALITY LEVEL 3, UNCONTROLLED ENVIROMENT APPLICATIONS.
7. CONNECTOR MARKED WITH PART NUMBER AND DATE CODE. ADDITIONAL CHARACTERS OR MARKINGS, AS WELL AS THE LOCATION OF THE MARKINGS, MAY BE ADDED FOR TRACEABILITY BASED UPON MANUFACTURERS DISCRETION.
8. PLATED-THROUGH HOLES AT 2x2mm SQUARE GRID PATTERN DEFINED BY CONTACT LAYOUT.
9. FOR ACTUAL PIN LOADING SEE "CONTACT LAYOUT".
10. FOR ACTUAL PIN DIMENSIONS SEE "CONTACT DIMENSIONS".
11. TO BE MEASURED AT BOTTOM OF SHROUD.
12. LOCATION PEG.
13. CONNECTOR LUBRICATED WITH BELCORE APPROVED LUBRICANT, TECHNICAL REFERENCE: TR-NWT-001217 ISSUE 1, SEP 1992.
14. 0.76µm MIN GOLD PLATING AT MATING SURFACES.

THIS DRAWING IS A CONTROLLED DOCUMENT.

DIMENSIONS: mm

TOLERANCES UNLESS OTHERWISE SPECIFIED: 0-PLC ±.1 ; 1-PLC ±.05 ; 2-PLC ±.025 ; 3-PLC ±.005 ; 4-PLC ±.0025 ; ANGLES ±0.25°

MATERIAL: SEE SHEET 1

FINISH: SEE SHEET 1

DRN: F.BEUN 08OCT99
CHK: R.LEE 08OCT99
APVD: F.KONINGSBRUGGE
PRODUCT SPEC: 108-19082
APPLICATION SPEC: 114-19029
WEIGHT: –
CUSTOMER DRAWING

TE Connectivity

NAME: MALE ASSEMBLY, Z-PACK 2mm HM, TYPE C

SIZE: A1 | CAGE CODE: 00779 | DRAWING NO: C-100159 | RESTRICTED TO: –

SCALE: 4:1 | SHEET: 2 OF 2 | REV: M1

4805 (3/11)

Downloaded from Elcodis.com electronic components distributor