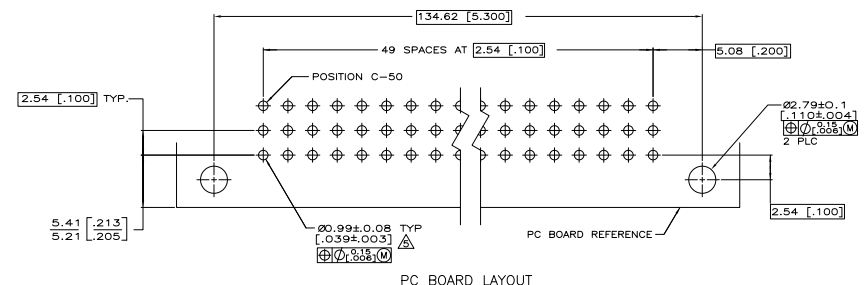
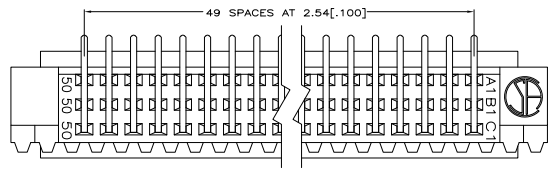
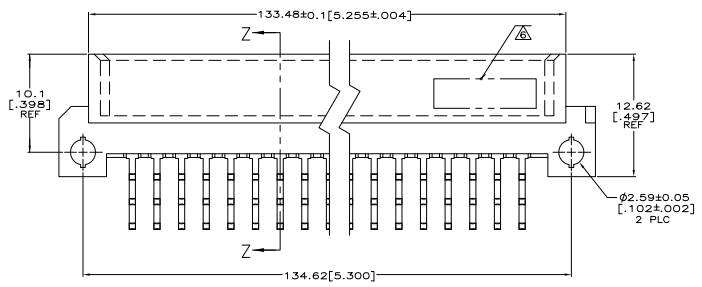
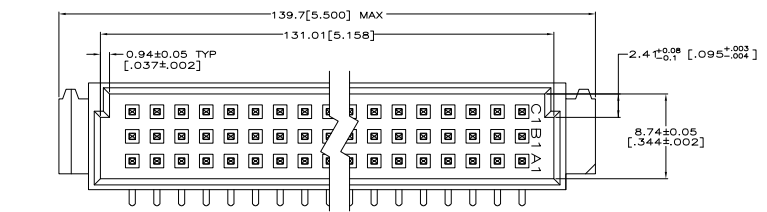
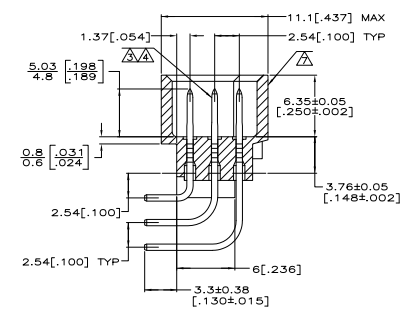


REV	DATE	DESCRIPTION	BY	APP'D
AD 00				
K1	REV PER EDO-07-00962		DOAPR2007	BC DB



- ▲ HOUSING MATERIAL: GLASS-FILLED POLYESTER. COLOR: GRAY.
- ▲ POST MATERIAL: BRASS.
- ▲ POST FINISH: DIN 41612 CLASS 3 IN CONTACT AREA. TIN-LEAD PLATE ON POSTS.
- ▲ POST FINISH: DIN 41612 CLASS 2 IN CONTACT AREA. TIN-LEAD PLATE ON POSTS.
- ▲ RECOMMENDED HOLE SIZE FOR MANUAL APPLICATION OF CONNECTOR ONTO PC BOARD.
- ▲ PART NUMBER, DATE CODE MARKED THIS APPROXIMATE AREA.
- ▲ MARKING ON THIS SIDE.
- ▲ OBSOLETE PART NUMBER.



SECTION Z-Z

NOTES	POSITIONS LOADED	ROWS LOADED	NO. OF LOADED POSITIONS	NO. OF POSITIONS	ASSY PART NUMBER
	1-50	X X X	150	650950-9	
	1-50	X X X	150	650950-5	

THIS DRAWING IS A CONTROLLED DOCUMENT.

DATE: 11/12/03
 DRAWING NO: A100779
 CUSTOMER DRAWING: 650950

DESIGNER: J. SUBENDALL
 CHECKED: J. SUBENDALL
 APPROVED: J. SUBENDALL

REVISIONS: 1.1, 1.2, 1.3, 1.4, 1.5, 1.6, 1.7, 1.8, 1.9, 2.0, 2.1, 2.2, 2.3, 2.4, 2.5, 2.6, 2.7, 2.8, 2.9, 3.0, 3.1, 3.2, 3.3, 3.4, 3.5, 3.6, 3.7, 3.8, 3.9, 4.0, 4.1, 4.2, 4.3, 4.4, 4.5, 4.6, 4.7, 4.8, 4.9, 5.0, 5.1, 5.2, 5.3, 5.4, 5.5, 5.6, 5.7, 5.8, 5.9, 6.0, 6.1, 6.2, 6.3, 6.4, 6.5, 6.6, 6.7, 6.8, 6.9, 7.0, 7.1, 7.2, 7.3, 7.4, 7.5, 7.6, 7.7, 7.8, 7.9, 8.0, 8.1, 8.2, 8.3, 8.4, 8.5, 8.6, 8.7, 8.8, 8.9, 9.0, 9.1, 9.2, 9.3, 9.4, 9.5, 9.6, 9.7, 9.8, 9.9, 10.0