THIS DRAWING IS UNPUBLISHED. RELEASED FOR PUBLICATION -.-.-
© COPYRIGHT - - BY TYCO ELECTRONICS CORPORATION. ALL RIGHTS RESERVED.

UOC	DIST
AD	00

REVISIONS

P	LTR	DESCRIPTION	DATE	DRN	APVD
	01	REV PER ECO-07-001967	03MAY2007	BC	AS

1. HOUSING MATERIAL: GLASS-FILLED POLYMER.
2. POST MATERIAL: COPPER ALLOY.
3. POST FINISH: DIN 41612 CLASS 2 IN CONTACT AREA. TIN PLATE ON POSTS.
4. MARKING ON THIS SIDE.
5. RECOMMENDED HOLE SIZE FOR MANUAL APPLICATION OF CONNECTOR ONTO PC BOARD.
6. PART NUMBER, DATE CODE MARKED THIS APPROXIMATE AREA.

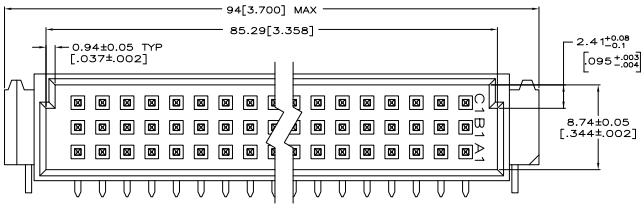

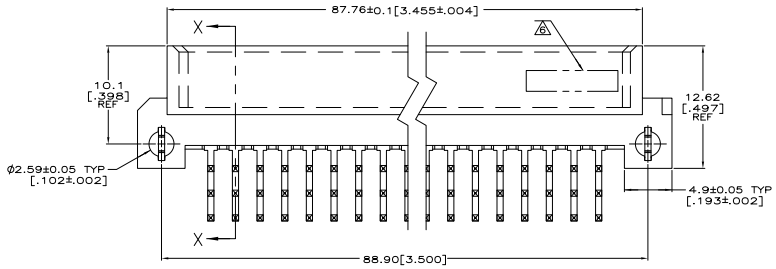

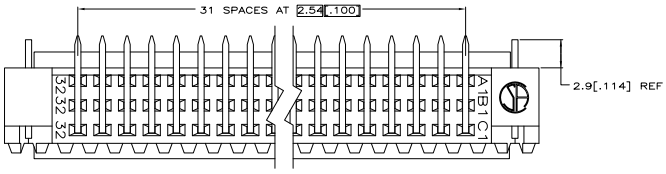

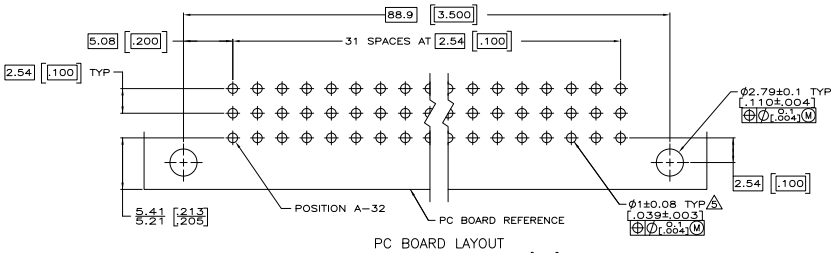

PC BOARD LAYOUT
RECOMMENDED PC BOARD THICKNESS 1.57[.062]

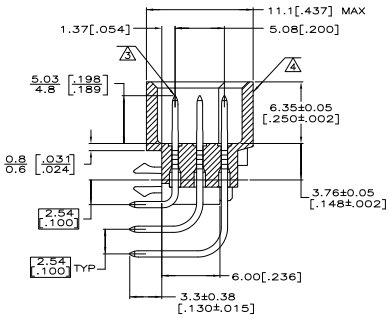

SECTION X-X

1-32	X	X	X	96	5536405-5
POSITIONS LOADED	C	B	A	NO. OF LOADED POSITION	ASSY PART NUMBER
	ROWS LOADED				

THIS DRAWING IS A CONTROLLED DOCUMENT.

DIMENSIONS: mm [INCHES]

TOLERANCE UNLESS OTHERWISE SPECIFIED: 0 PLC ± – ; 1 PLC ± – ; 2 PLC ± 0.13[.005] ; 3 PLC ± – ; 4 PLC ± – ; ANGLES ± –

MATERIAL 1 2 ; FINISH 3

DRN POLIGNONE; CHK A. SHARPE; APVD A. SHARPE; PRODUCT SPEC –; APPLICATION SPEC –; WEIGHT –

Tyco Electronics
Tyco Electronics Corporation
Harrisburg, PA 17105-3608

NAME: ASSEMBLY, PIN, EUROCARD, TYPE C, 96 POSITION, 3.30[.130] SOLDER POST, WITH BOARD-LOCKS

SIZE A1; CAGE CODE 00779; DRAWING NO C-5536405; RESTRICTED TO –

CUSTOMER DRAWING; SCALE 5:1; SHEET 1 OF 1; REV 01

AMP 4805 REV 31MAR2000

Downloaded from Elcodis.com electronic components distributor