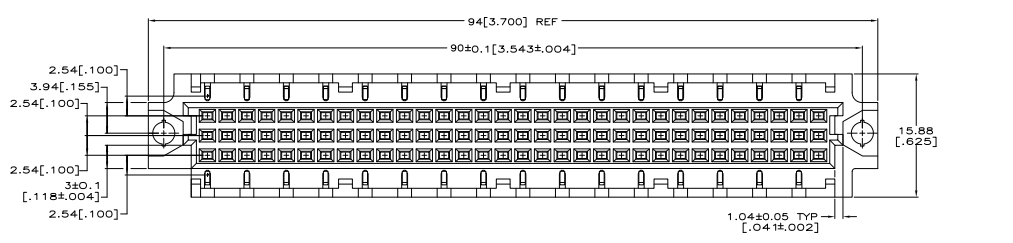
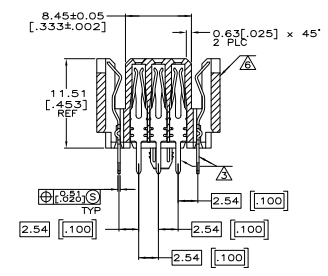
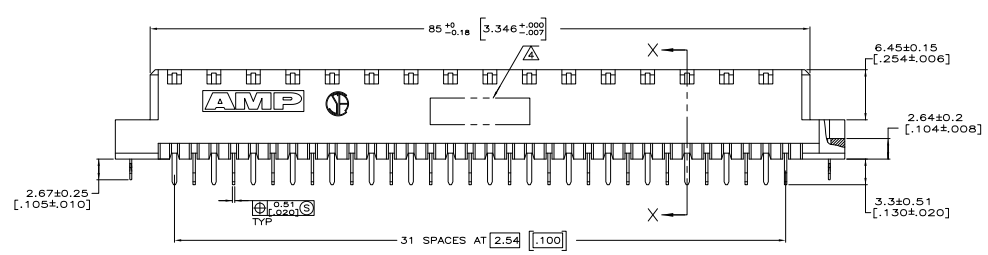


THIS DRAWING IS UNPUBLISHED. ALL RIGHTS RESERVED.
 © 2005 AMP ELECTRONICS CORPORATION

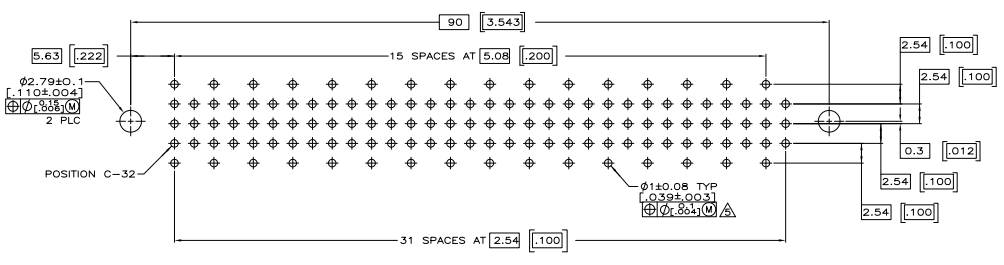
REV	DATE	DESCRIPTION	BY	CHK
AD	25			
01		REVISED FOR ECO-08-013371		



- △ HOUSING MATERIAL: GLASS-FILLED POLYMER.
- △ CONTACT MATERIAL: COPPER ALLOY.
- △ CONTACT FINISH: DIN 41612 CLASS 2 IN CONTACT AREA. TIN PLATE ON TAILS.
- △ PART NUMBER, DATE CODE, THIS APPROXIMATE AREA.
- △ RECOMMENDED HOLE SIZE FOR MANUAL APPLICATION OF CONNECTOR ONTO PC BOARD.
- △ MARKING ON THIS SIDE.



SECTION X-X



PC BOARD LAYOUT

ALL POSITIONS		Y	X	C	B	A	128	5536154-5
POSITIONS LOADED								PART NUMBER
THIS DRAWING IS A CONTROLLED DOCUMENT.		EQUIPMENT		SERIES		DATE		THIS ELECTRONICS CORPORATION Harrisburg, PA 17105-3608
INCHES	MILLIMETERS	ASSEMBLY	RECEPTACLE	ENHANCED	TYPE C	3-ROW	SOLDER	3.30(1.30)/2.54(.10) WITH BOARD-LOCKS
DATE	DATE	DATE	DATE	DATE	DATE	DATE	DATE	DATE
01	01	01	01	01	01	01	01	01
01	01	01	01	01	01	01	01	01