THIS DRAWING IS UNPUBLISHED. RELEASED FOR PUBLICATION -,- -
© COPYRIGHT - BY TYCO ELECTRONICS CORPORATION. ALL RIGHTS RESERVED.

LAST	NEXT
AD	25

REVISIONS

P	LTR	DESCRIPTION	DATE	DWN	APVD
	F	REVISED PER ECO-07-007578	27APR07	DH	DB

1. HOUSING MATERIAL: HIGH TEMPERATURE, GLASS-FILLED POLYMER. COLOR: GRAY OR WHITE.
2. POST MATERIAL: BRASS.
3. POST FINISH: DIN 41612 CLASS 2 IN CONTACT AREA. TIN-LEAD PLATE ON POSTS.
4. RECOMMENDED HOLE SIZE FOR MANUAL APPLICATION OF CONNECTOR ONTO PC BOARD.
5. PART NUMBER, DATE CODE MARKED THIS APPROXIMATE AREA.
6. MARKING ON THIS SIDE.
7. CSA LOGO MOLDED IN THIS AREA.
8. HIGH TEMPERATURE DESIGNATION MOLDED IN THIS AREA.

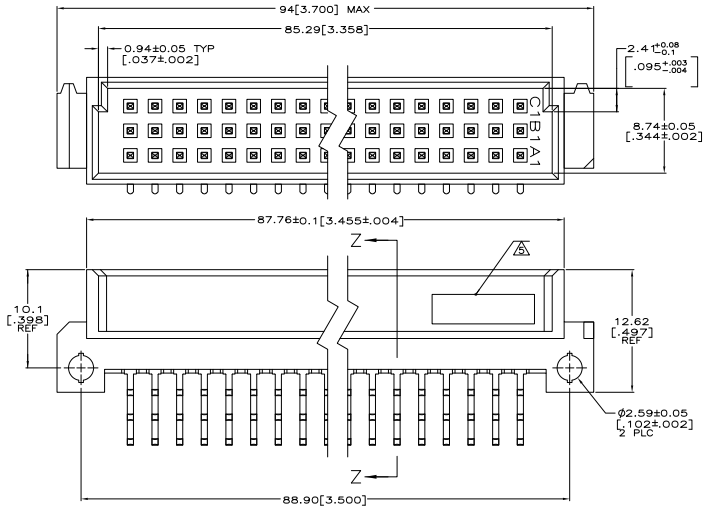

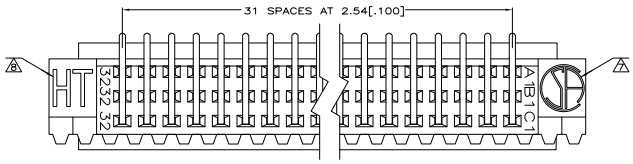

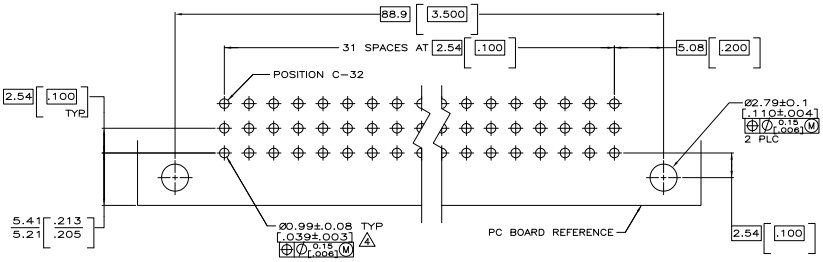

PC BOARD LAYOUT

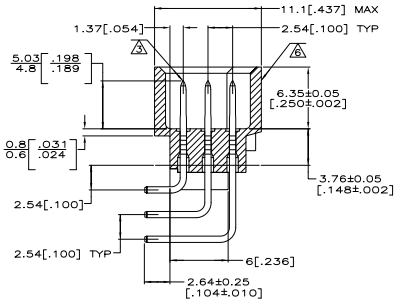

SECTION Z-Z

THIS DRAWING IS A CONTROLLED DOCUMENT.

DIMENSIONS: mm [INCHES]

TOLERANCES UNLESS OTHERWISE SPECIFIED:
0 PLC ± --
1 PLC ± --
2 PLC ± ±
3 PLC ± 0.13[.005]
4 PLC ± --
ANGLES ± --

FINISH: --

MATERIAL: HSG 1, POST 2; POST 3

WRN: L. BRINER 9/6/91
CHK: D.C. RUSENDALL 9/10/91
APVD: K.R. PASNER 9/12/91
PRODUCT SPEC: --
APPLICATION SPEC: --
WEIGHT: --
CUSTOMER DRAWING

Tyco Electronics Corporation
Harrisburg, PA 17105-3608

NAME: PIN ASSEMBLY, EUROCARD, TYPE C

536010-5

SIZE: A1 | CAGE CODE: 00779 | DRAWING NO: C-536010 | RESTRICTED TO: --

SCALE: 5:1 | SHEET 1 OF 1 | REV F

MKP 4805 REV 31MAR2000

Downloaded from Elcodis.com electronic components distributor