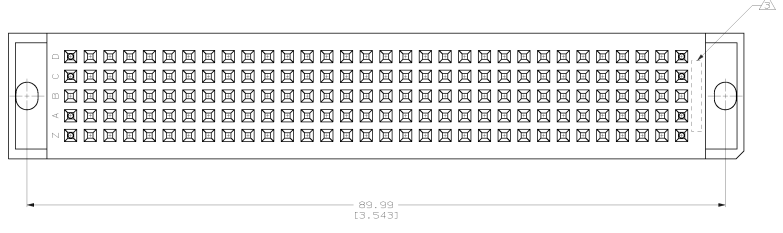
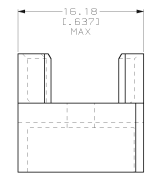
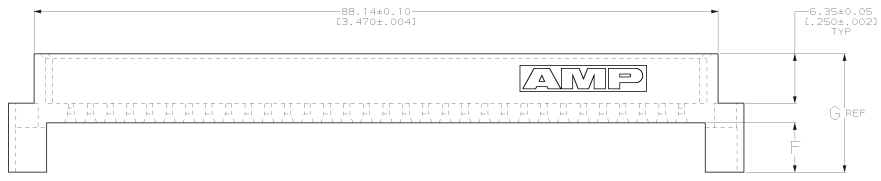


- △ HOUSING: GLASS-FILLED POLYESTER, GRAY.
- 2. INTERFERENCE CAVITIES LOCATED AT POSITIONS 1, 32 IN ROWS "A", "C", "D" & "Z".
- △ AMP PART NUMBER MOLDED IN THIS APPROXIMATE AREA.
- 4. CONNECTOR TAIL LENGTH: 16.99 (1.669).



3.81 [1.500]	14.61 [5.751]	5.72 [2.253]	148527-2
3.18 [1.250]	15.24 [6.001]	6.35 [2.500]	148527-1
PC BOARD THICKNESS	G	F	PART NUMBER

THIS DRAWING IS A CONTROLLED DOCUMENT. DATE: 12 08 91
 DRAWN BY: J. G. BLOTT
 CHECKED BY: J. G. BLOTT
 APPROVED BY: J. G. BLOTT

AMP Incorporated
 Harrisburg, PA 17105-8608

5 ROW SHROUD, EUROCARD, WITH MOUNTING HOLES

MATERIAL: PLAS - RELEASED - 1, KAS 99-6212-024

AMP PART NUMBER MOLDED IN THIS APPROXIMATE AREA

DATE: 12 08 91