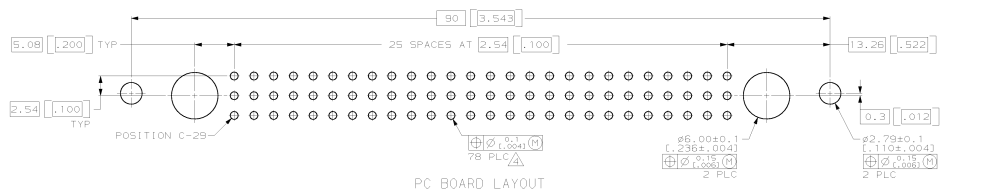
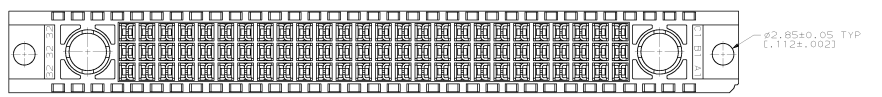
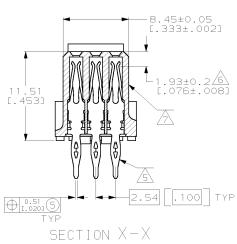
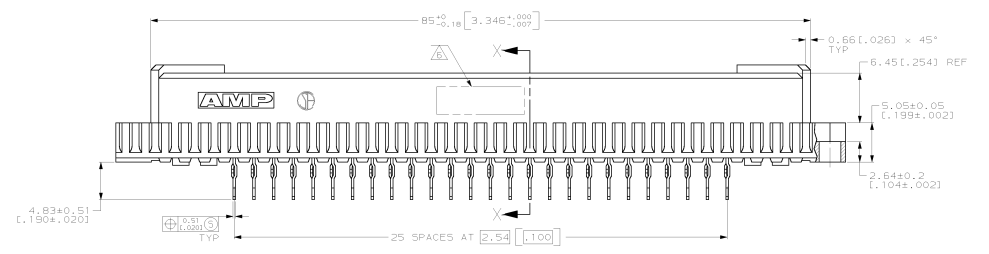
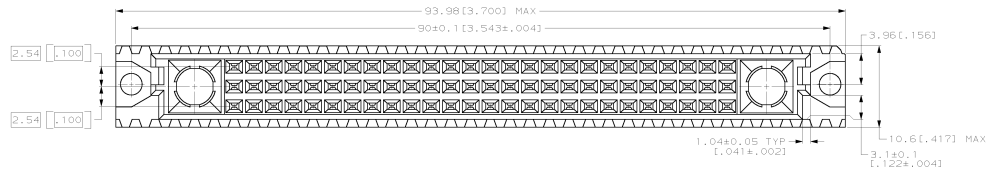


REV. NO.	REV. DATE	REV. DESCRIPTION
1	06/21/80	INITIAL DESIGN
2	07/15/80	REVISED TO MEET CUSTOMER REQUIREMENTS

REV. NO.	REV. DATE	REV. DESCRIPTION	BY	CHK	APP
1	06/21/80	INITIAL DESIGN	AD	TS	
2	07/15/80	REVISED TO MEET CUSTOMER REQUIREMENTS	AD	TS	

- △ HOUSING MATERIAL, GLASS-FILLED POLYESTER, COLOR, GRAY.
- △ CONTACT MATERIAL, PHOSPHOR BRONZE.
- △ PART NUMBER, DATE CODE IDENTIFICATION, CSA LOGO IN THIS APPROXIMATE AREA.
- △ ACTION PIN POSTS REQUIRE 1.57(.062) MINIMUM THICK PC BOARD. RECOMMENDED PC BOARD DRILLED HOLES ARE $\phi 1.15 \pm 0.025$ (.0453 ± .0013) WITH 0.02 ± 0.001 (.001 ± .0003) COPPER AND 0.008 (.0003) MINIMUM TIN-LEAD PLATING. FINISHED HOLES AFTER PLATING $\phi 0.94$ - 1.09 (.037 - .043).
- △ CONTACT FINISH, DIN 41612 CLASS 2 IN CONTACT AREA. TIN-LEAD PLATE ON POSTS.
- △ CONTACT POINT.
- △ HOT STAMPING ON THIS SIDE.



THIS DRAWING IS A CONTROLLED DOCUMENT.		DATE: 9/30/92	REVISED: 9/30/92	BY: PATRICK	CHK: PATRICK
DRAWN BY: AD		DATE: 9/30/92	REVISED: 9/30/92	BY: PATRICK	CHK: PATRICK
CHECKED BY: AD		DATE: 9/30/92	REVISED: 9/30/92	BY: PATRICK	CHK: PATRICK
APPROVED BY: AD		DATE: 9/30/92	REVISED: 9/30/92	BY: PATRICK	CHK: PATRICK
PART NUMBER: 148417-5		RECEPTACLE ASSEMBLY, EUROCARD, TYPE M, 78 + 2 POSITION			
PART NUMBER: 148417-5		PART NUMBER: 148417-5			