THIS DRAWING IS UNPUBLISHED. RELEASED FOR PUBLICATION -.-.-
© COPYRIGHT - BY TYCO ELECTRONICS CORPORATION. ALL RIGHTS RESERVED.

LOC	DIST
AD	25

REVISIONS

#	LTR	DESCRIPTION	DATE	DWN	APVD
	D	REVISED PER ECO-07-007578	27APR07	DH	DB

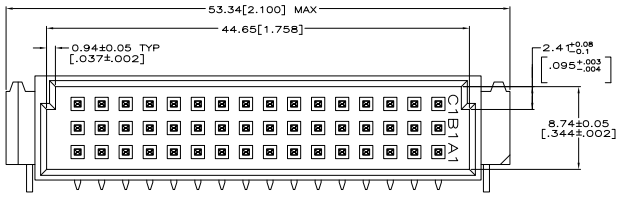

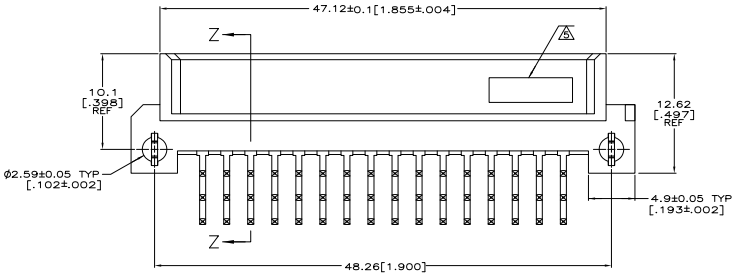

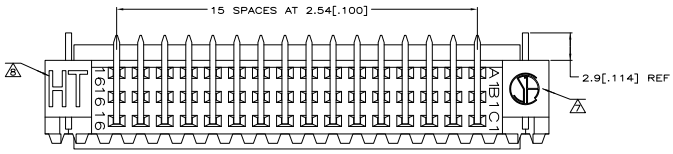

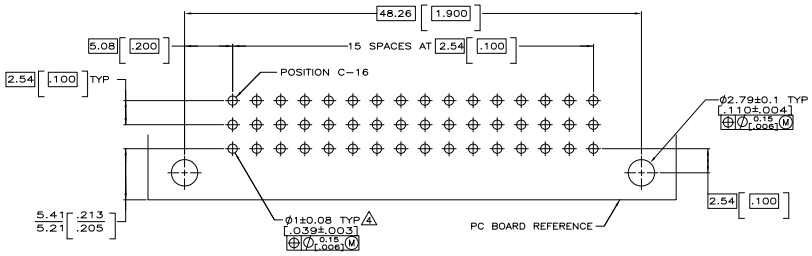

PC BOARD LAYOUT
RECOMMENDED PC BOARD THICKNESS 1.57[.062]

1. HOUSING MATERIAL: HIGH TEMPERATURE, GLASS-FILLED, POLYMER. COLOR: GRAY OR WHITE
2. POST MATERIAL: BRASS.
3. POST FINISH: DIN 41612 CLASS 2 IN CONTACT AREA. TIN-LEAD PLATE ON POSTS.
4. RECOMMENDED HOLE SIZE FOR MANUAL APPLICATION OF CONNECTOR ONTO PC BOARD.
5. PART NUMBER, DATE CODE MARKED THIS APPROXIMATE AREA.
6. MARKING ON THIS SIDE.
7. CSA LOGO MOLDED IN THIS AREA.
8. HIGH TEMPERATURE DESIGNATION MOLDED IN THIS AREA.

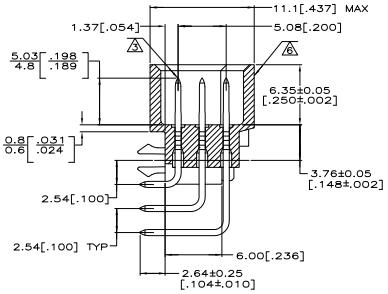

SECTION Z-Z

THIS DRAWING IS A CONTROLLED DOCUMENT.

DWN	BRINER	7/28/93
CHK	R. PATTERSON	8/5/93
APVD	D.C. RUBENDALL	8/5/93

DIMENSIONS: mm
TOLERANCES UNLESS OTHERWISE SPECIFIED:
0 PLC ± –
1 PLC ± –
2 PLC ± –
3 PLC ± 0.15[.006]
4 PLC ± –
ANGLES ± –

PRODUCT SPEC —
APPLICATION SPEC —
WEIGHT —
FINISH
MATERIAL: HSG: 1 POST: 2
POST: 3
CUSTOMER DRAWING

Tyco Electronics Corporation
Harrisburg, PA 17105-3608

NAME: PIN ASSEMBLY, EUROCARD, TYPE 1/2C WITH BOARD-LOCKS

SIZE	CAGE CODE	DRAWING NO	RESTRICTED TO
A1	00779	C-148020	—

SCALE 5:1 SHEET 1 OF 1 REV D

AMP 4805 REV 31MAR2000

Downloaded from Elcodis.com electronic components distributor