THIS DRAWING IS UNPUBLISHED. RELEASED FOR PUBLICATION -.-.-
© COPYRIGHT — BY TYCO ELECTRONICS CORPORATION. ALL RIGHTS RESERVED.

LOC	DIST	REVISIONS					
AD	4.7	P	LTR	DESCRIPTION	DATE	DRN	APVD
			B	REVISED PER EC 0512-0552-04	22SEP05	JDP	DD

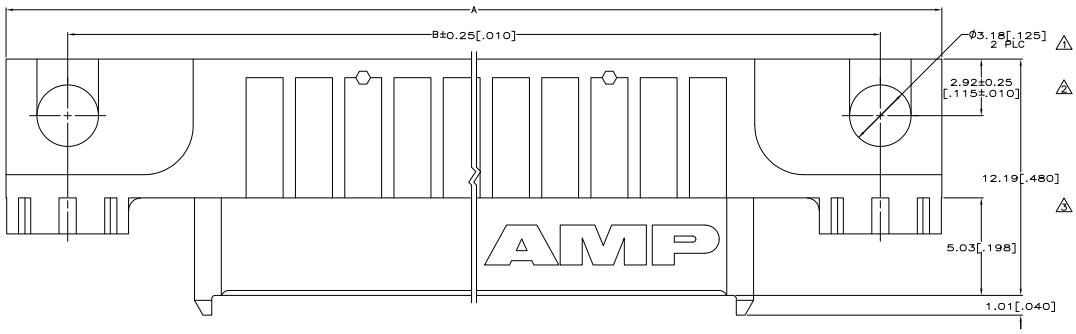

1. MOLDED PARTS: HIGH TEMPERATURE THERMOPLASTIC, COLOR NATURAL. RECEPTACLE CONTACTS: PHOSPHOR BRONZE. GROUND BUSSES: PHOSPHOR BRONZE.
2. RECEPTACLE CONTACTS: 0.00076[.000030] MIN GOLD IN CONTACT AREA, 0.00254–0.00762[.000100–.000300] TIN–LEAD ON SOLDER TAIL, ALL OVER 0.00127–0.00254[.000050–.000100] NICKEL ON ENTIRE CONTACT.
   GROUND BUSSES: 0.00076[.000030] MIN GOLD IN CONTACT AREA, 0.00254–0.00762[.000100–.000300] TIN–LEAD ON SOLDER TAIL, ALL OVER 0.00127–0.00254[.000050–.000100] NICKEL ON ENTIRE BUS.
3. ONE GROUND BUS WITH 4 TAILS PER EACH 20 RECEPTACLE CONTACTS.

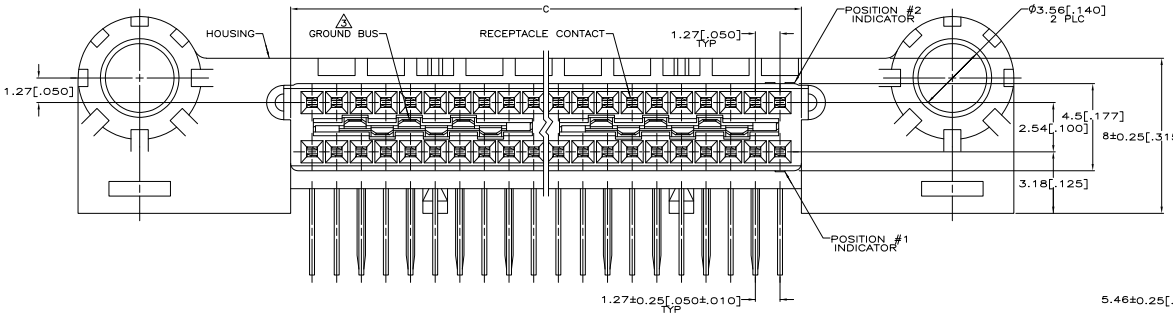

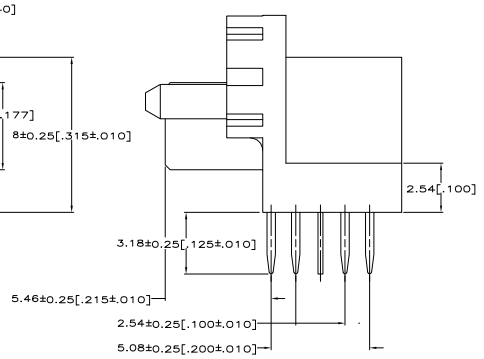

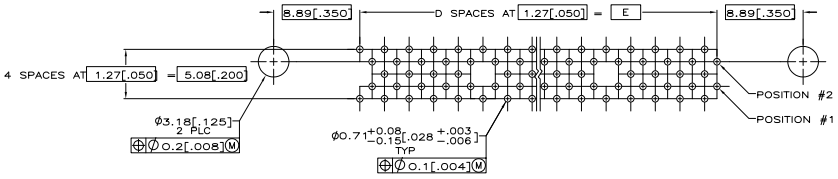

RECOMMENDED PC BOARD HOLE LAYOUT
(VIEWED FROM CONNECTOR SIDE)

151.13[5.950]	119	153.34[6.037]	168.91[6.650]	175.26[6.900]	240	149031–2
100.33[3.950]	79	102.54[4.037]	118.11[4.650]	124.46[4.900]	160	149031–1
E	D	C	B	A	NO OF POS	PART NUMBER

THIS DRAWING IS A CONTROLLED DOCUMENT.

DRN J.GERACE 9-26-95
CHK N.DRASHER 9-26-95
APVD A.MONK 9-26-95

Tyco Electronics Corporation
Harrisburg, PA 17105–3608

DIMENSIONS: mm [INCHES]
TOLERANCES UNLESS OTHERWISE SPECIFIED: 6 PLC ± – ; 5 PLC ± – ; 3 PLC ± 0.13[.005] ; 2 PLC ± – ; 4 PLC ± – ; ANGLES ± –

PRODUCT SPEC 108–1272
APPLICATION SPEC 114–11005
WEIGHT –
FINISH 2

NAME: RECEPTACLE ASSEMBLY WITH GUIDES, RIGHT ANGLE, 3.18[.125] TAIL, BOARD TO BOARD, MICRO–STRIP

SIZE A1 | CAGE CODE 00779 | DRAWING NO C–149031 | RESTRICTED TO –

MATERIAL 1

CUSTOMER DRAWING | SCALE 10:1 | SHEET 1 OF 1 | REV B

Downloaded from Elcodis.com electronic components distributor