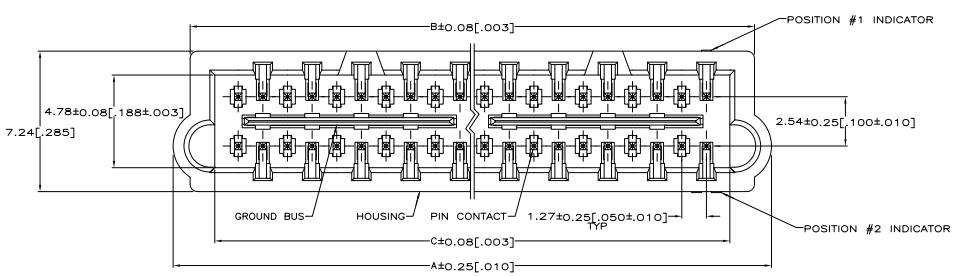
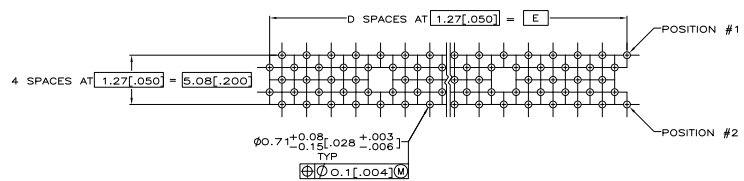
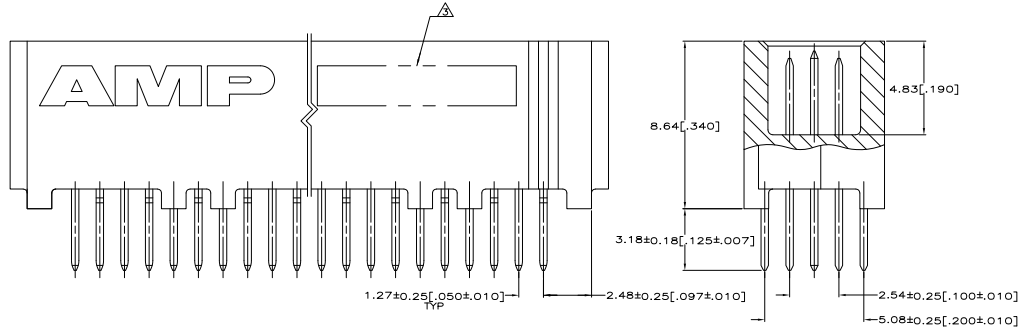


THIS DRAWING IS UNPUBLISHED
 UNLESS INDICATED OTHERWISE
 © AMP, INC. ALL RIGHTS RESERVED

REV	DATE	DESCRIPTION	BY	CHK	APP
AD	25				
N		REVISED PER EC 0512-0553-04	03NOV05	GP	DRD
NT		REVISED PER ECO-09-021826	03NOV05	KK	AEC



- ⚠ HOUSING: HIGH TEMPERATURE THERMOPLASTIC, COLOR NATURAL.
PIN CONTACTS: PHOSPHOR BRONZE.
- ⚠ GROUND BUSES: PHOSPHOR BRONZE.
- ⚠ PIN CONTACTS: 0.00076[.000030] MIN GOLD IN CONTACT AREA, 0.00254-0.00762[.000100-.000300] TIN-LEAD ON SOLDER TAIL, ALL OVER 0.00127-0.00254[.000050-.000100] NICKEL ON ENTIRE CONTACT.
- ⚠ GROUND BUSES: 0.00076[.000030] MIN GOLD IN CONTACT AREA, 0.00254-0.00762[.000100-.000300] TIN-LEAD ON SOLDER TAIL, ALL OVER 0.00127-0.00254[.000050-.000100] NICKEL ON ENTIRE BUS.
- ⚠ DATE CODE MARKED IN AREA INDICATED.
- ⚠ OBSOLETE PARTS: OBSOLETE CIS STREAMLINING PER D.RENAUD/D.SINISI



RECOMMENDED PC BOARD HOLE LAYOUT
 (VIEWED FROM CONNECTOR SIDE)
 SCALE 5:1

OBSOLETE	151.13[5.950]	119	153.62[6.048]	156.08[6.145]	157.84[6.214]	240	1536272-1
	138.43[5.450]	109	140.92[5.548]	143.38[5.645]	145.14[5.714]	220	1536272-0
	125.73[4.950]	99	128.22[5.048]	130.68[5.145]	132.44[5.214]	200	536272-9
	113.03[4.450]	89	115.52[4.548]	117.98[4.645]	119.74[4.714]	180	536272-8
⚠ SUPERSEDED BY 5536272-8	100.33[3.950]	79	102.82[4.048]	105.28[4.145]	107.04[4.214]	160	536272-7
⚠ SUPERSEDED BY 5536272-7	87.63[3.450]	69	90.12[3.548]	92.58[3.645]	94.34[3.714]	140	536272-6
	74.93[2.950]	59	77.42[3.048]	79.88[3.145]	81.64[3.214]	120	536272-5
	62.23[2.450]	49	64.72[2.548]	67.18[2.645]	68.94[2.714]	100	536272-4
OBSOLETE	49.53[1.950]	39	52.02[2.048]	54.48[2.145]	56.24[2.214]	80	536272-3
	36.83[1.450]	29	39.32[1.548]	41.78[1.645]	43.54[1.714]	60	536272-2
OBSOLETE	24.13[.950]	19	26.62[1.048]	29.08[1.145]	30.84[1.214]	40	536272-1

	E	D	C	B	A	NO OF PINS	PART NUMBER
	5.08	4.45	3.95	3.45	2.95	40	536272-1
	5.71	5.11	4.61	4.11	3.61	60	536272-2
	6.35	5.75	5.25	4.75	4.25	80	536272-3
	6.99	6.39	5.89	5.39	4.89	100	536272-4
	7.63	7.03	6.53	6.03	5.53	120	536272-5
	8.27	7.67	7.17	6.67	6.17	140	536272-6
	8.91	8.31	7.81	7.31	6.81	160	536272-7
	9.55	8.95	8.45	7.95	7.45	180	536272-8
	10.19	9.59	9.09	8.59	8.09	200	536272-9
	10.83	10.23	9.73	9.23	8.73	220	536272-0
	11.47	10.87	10.37	9.87	9.37	240	536272-1

THIS DRAWING IS A CONTROLLED DOCUMENT.

DESIGNED BY	REVIEWED BY	DATE	NO. OF PAGES
108-1272			1
114-11005			1

CUSTOMER DRAWING

AMP
 AMP, INC.
 108-1272
 114-11005

PLUG ASSEMBLY, 10.92[4.30] STACK, 3.18[.125] TAIL, BOARD TO BOARD, MICRO-STRIP

AMP
 AMP, INC.
 108-1272
 114-11005

DATE 03/11/05

NO. OF PAGES 1

PART NUMBER 536272

SCALE 10:1