THIS DRAWING IS UNPUBLISHED. RELEASED FOR PUBLICATION -.-.-
© COPYRIGHT - BY TYCO ELECTRONICS CORPORATION. ALL RIGHTS RESERVED.

UOC	DIST
AD	00

REVISIONS

P	LTR	DESCRIPTION	DATE	DRN	APVD
	G	REVISED PER ECO-11-000045	04JAN11	DH	DY

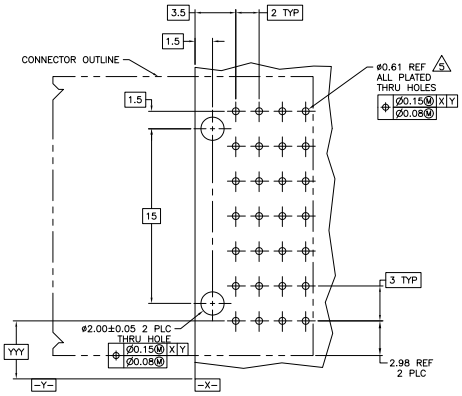

RECOMMENDED PCB HOLE LAYOUT

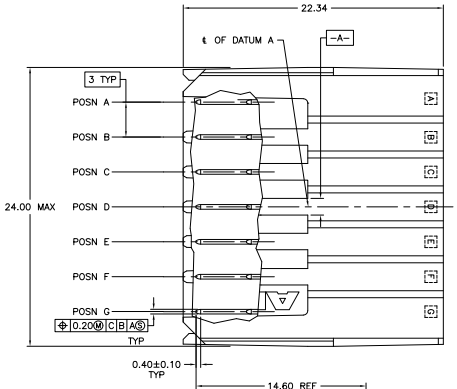

1. MATERIAL: HOUSING: POLYESTER, GRAY. UL 94V-0.
   CONTACT: HIGH CURRENT COPPER ALLOY.
2. FINISH: CONTACT MATING AREA: 1.27µm MIN GOLD OR 0.08µm MIN GOLD OVER 0.76µm MIN PALLADIUM-NICKEL.
   ACTION PIN AREA: 0.5µm MIN MATTE TIN PLATE, ALL OVER 1.27µm MIN NICKEL UNDERPLATE.
3. FINISH: CONTACT LUBRICATION WITH BELLCORE APPROVED LUBRICANT. TECHNICAL REFERENCE: GR-1217-CORE, ISSUE 1, NOVEMBER 1995.
4. 10.26±0.13 DIMENSION APPLIES IN THIS AREA.
5. REFERENCE APPLICATION SPEC 114-1103 FOR RECOMMENDED PLATED THRU HOLE DIAMETER AND PLATING THICKNESSES.
6. CURRENT RATING 16A/CONTACT PER PRODUCT SPEC 108-1651.

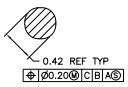

SECTION W-W
SCALE 40:1

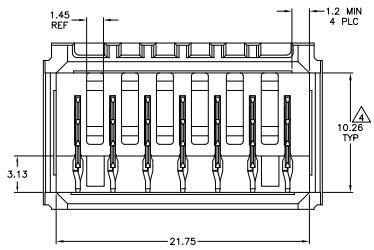

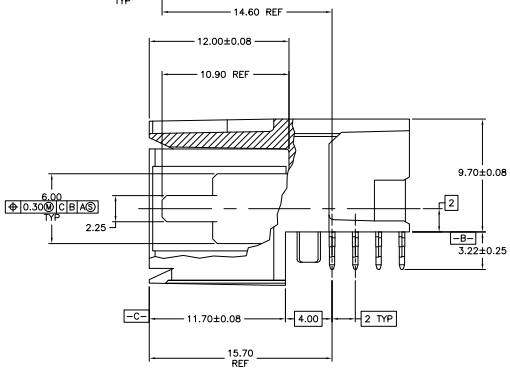

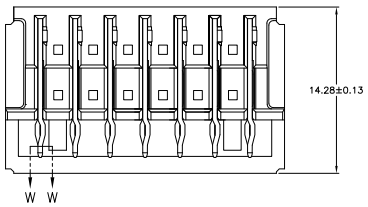

F,G	C,D,E	A,B	7	120957-3
A,D,G	B,C,E,F	–	7	120957-2
A,B,C,D,E,F,G	–	–	7	120957-1
POSITIONS LOADED WITH 10.90 CONTACTS (2)	POSITIONS LOADED WITH 7.63 CONTACTS (3)	POSITIONS LOADED WITH 9.30 CONTACTS (4)	NO OF LOADED POSITIONS	PART NUMBER

THIS DRAWING IS A CONTROLLED DOCUMENT.

DIMENSIONS: mm

TOLERANCE UNLESS OTHERWISE SPECIFIED:
0 PLC ± –
1 PLC ± –
2 PLC ± 0.13
3 PLC ± –
4 PLC ± –
ANGLES ± –

MATERIAL 1
FINISH 2 3

DR B.CARBO 15OCT04
DE R.PATTERSON 15OCT04
APD R.PATTERSON 15OCT04
PRODUCT SPEC –
APPLICATION SPEC –
WEIGHT –

Tyco Electronics Corporation
Harrisburg, Pa 17105-3608

NAME ASSEMBLY, RIGHT ANGLE HEADER, W/ RETENTION PEGS, UNIVERSAL POWER MODULE

SIZE A1 CAGE CODE 00779 DRAWING NO C-120957 RESTRICTED TO –

CUSTOMER DRAWING SCALE 6:1 SHEET 1 OF 1 REV G

AMP 4805 REV 31MAR2000

Downloaded from Elcodis.com electronic components distributor