THIS DRAWING IS UNPUBLISHED. RELEASED FOR PUBLICATION 20
© COPYRIGHT 20 BY : ALL RIGHTS RESERVED.

LOC	DIST
GP	00

REVISIONS

#	LTR	DESCRIPTION	DATE	DRN	APVD
	E1	REVISED PER ECO-11-005033	10MAR2011	RK	HMR
	E2	REMOVE PRELIMINARY MARK	24MAY2011	OL	SZ

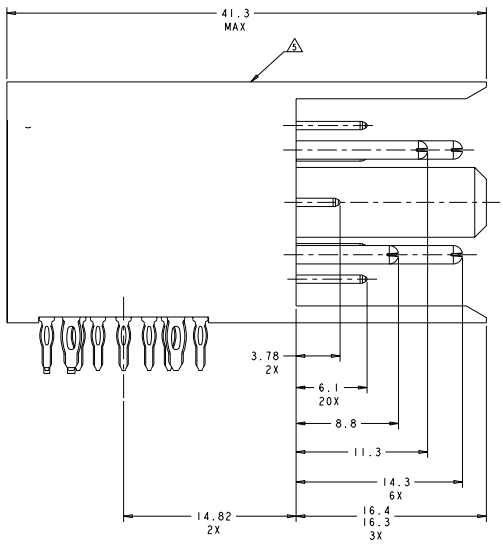

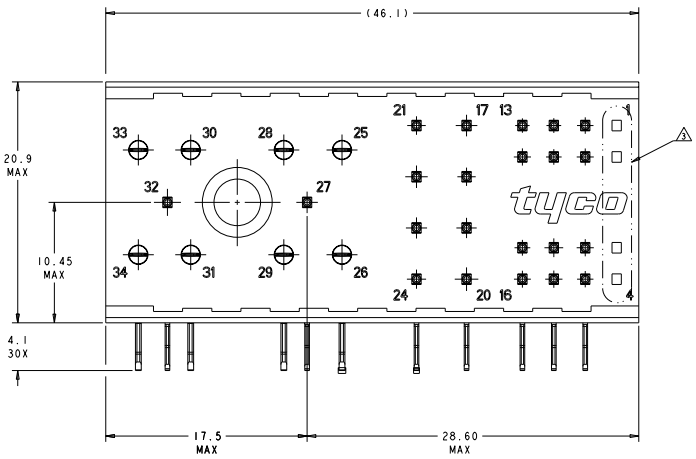

1. MATERIALS:

   HOUSING: HIGH TEMP THERMOPLASTIC, UL94V-0, GRAY.
   SIGNAL CONTACTS: COPPER ALLOY
   POWER CONTACTS: COPPER ALLOY

2. CONTACT FINISH:

   ALL OVER: 0.00127 MIN NICKEL
   COMPLIANT PIN AREA: 0.00127 MIN TIN
   MATING AREA: 0.00076 MIN GOLD

3. POSITIONS 1-4 ARE UNPOPULATED AND RESERVED FOR FUTURE USE.

4. HOLES INDICATED ARE NOT REQUIRED FOR TE CONNECTIVITY PRODUCT.

5. TE CONNECTIVITY PART NUMBER AND DATE CODE (YYWW) LOCATED ON SURFACE INDICATED.

6. DATUM AND BASIC DIMENSION TO BE ESTABLISHED BY CUSTOMER.

7. CONTACT FINISH:
   ALL OVER: 0.00127 MIN NICKEL
   COMPLIANT PIN AREA: 0.00127 MIN TIN-LEAD
   MATING AREA: 0.00076 MIN GOLD

8. CONTACT MATING AREA LUBRICATED WITH BELLCORE APPROVED LUBRICANT.
   TECHNICAL REFERANCE: GR-1217-COR, ISSUE 1, NOVEMBER 1995

9. CONTACT FINISH:

   ALL OVER: 0.00127 MIN NICKEL
   COMPLIANT PIN AREA: 0.00127 MIN TIN
   MATING AREA: 0.00127 MIN GOLD

SEQUENCING TABLE

CONTACT POSN	PIN LENGTH
1-4	NOT USED
5-24	6.1
25,26,28-31	14.3
27,32	3.8
33	11.3
34	8.8

	PLATING	MATING PIN DIAMETER	CONTACT QTY	SIZE NO	TYPE DESIGNATION	PART NO
E	9	Ø0.762	22	22	ZP-A-030M-P2-2B	1766500-3
		Ø1.58	8	16		
	7	Ø0.762	22	22	ZP-A-030M-P2-2B	1766500-2
		Ø1.58	8	16		
	2	Ø0.762	22	22	ZP-A-030M-P2-2B	1766500-1
		Ø1.58	8	16		

THIS DRAWING IS A CONTROLLED DOCUMENT.
DIMENSIONS: MM
TOLERANCES UNLESS OTHERWISE SPECIFIED:
0 PLC ±-
1 PLC ±0.5
2 PLC ±0.13
3 PLC ±0.013
4 PLC ±0.0051
ANGLES ±-
MATERIAL 1
FINISH 2 7

DWN 20MAY2005 CHANNER
CHK 27AUG2006 M McALONIS
APD 27AUG2006 M McALONIS
PRODUCT SPEC 108-2216
APPLICATION SPEC 114-13156
WEIGHT -

TE Connectivity

NAME ASSEMBLY, RT ANGLE, AdvancedTCA

SIZE A1 CAGE CODE 00779 DRAWING NO C-1766500 RESTRICTED TO -

CUSTOMER DRAWING SCALE 6:1 SHEET 1 OF 2 REV E2

4005 13/11/11
Pro/ENGINEER DRAWING

Downloaded from Elcodis.com electronic components distributor

THIS DRAWING IS UNPUBLISHED. RELEASED FOR PUBLICATION 20
© COPYRIGHT 20 BY - ALL RIGHTS RESERVED.

LOC	DIST
GP	00

REVISIONS

#	LTR	DESCRIPTION	DATE	DRN	APVD
	-	SEE SHEET 1	-	-	-

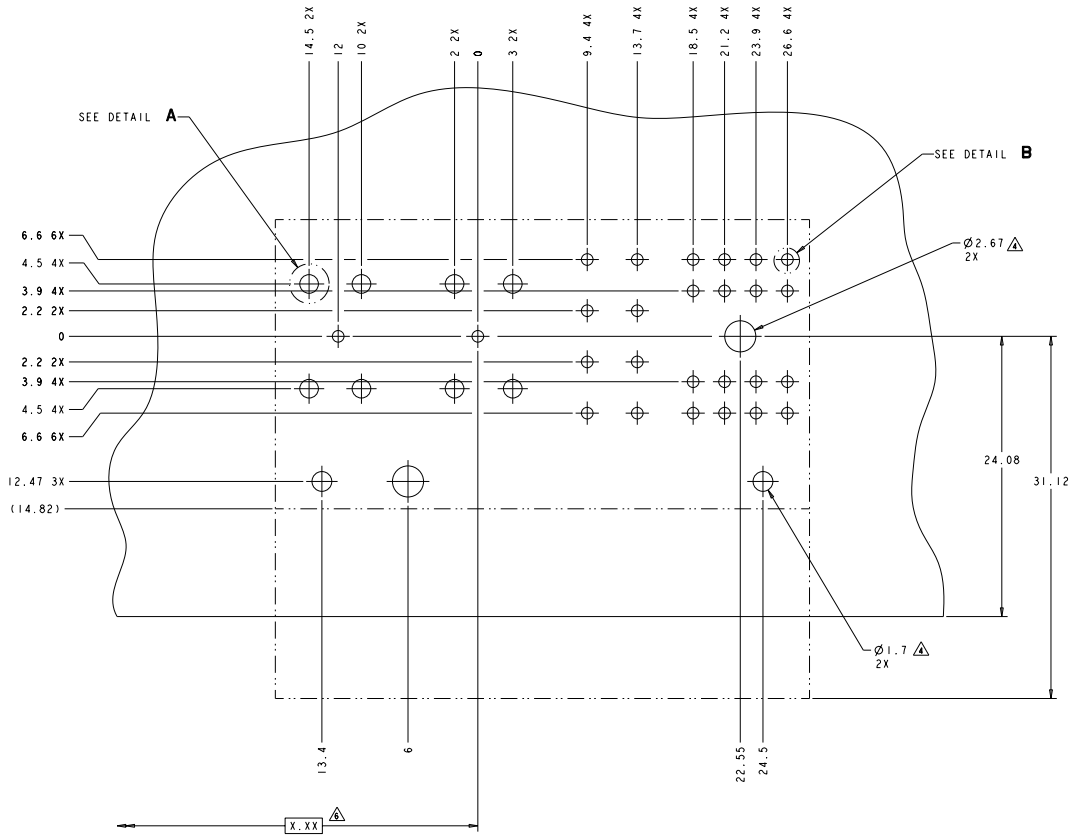

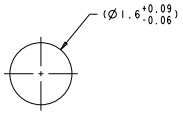

DETAIL **A**
SCALE 20:1
8X (SIZE 16)

FINISHED HOLE: Ø1.6 $^{+0.09}_{-0.06}$

DRILLED HOLE: Ø1.75±0.025

COPPER PLATE: 0.025 MIN (PER SURFACE)

TIN PLATE: 0.008 MIN (PER SURFACE)

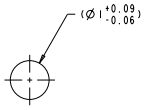

DETAIL **B**
SCALE 20:1
26X (SIZE 22)

FINISHED HOLE: Ø1 $^{+0.09}_{-0.06}$

DRILLED HOLE: Ø1.15±0.025

COPPER PLATE: 0.025 MIN (PER SURFACE)

TIN PLATE: 0.008 MIN (PER SURFACE)

RECOMMENDED PCB LAYOUT
VIEWED FROM CONNECTOR SIDE

THIS DRAWING IS A CONTROLLED DOCUMENT.

DIMENSIONS: mm

TOLERANCES UNLESS OTHERWISE SPECIFIED:
0 PLC ±-
1 PLC ±0.5
2 PLC ±0.13
3 PLC ±0.013
4 PLC ±0.0051
ANGLES ±-
FINISH

MATERIAL

DWN 20MAY2005 J.HANNER
CHK 27AUG2006 M McALONIS
APD 27AUG2006 M McALONIS
PRODUCT SPEC 108-2216
APPLICATION SPEC 114-13156
WEIGHT -

CUSTOMER DRAWING

TE Connectivity

NAME ASSEMBLY, RT ANGLE, AdvancedTCA

SIZE A1 | CAGE CODE 00779 | DRAWING NO C-1766500 | RESTRICTED TO -

SCALE 6:1 | SHEET 2 OF 2 | REV E.2

Downloaded from Elcodis.com electronic components distributor