

4

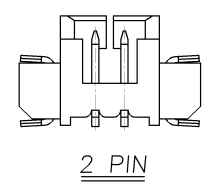
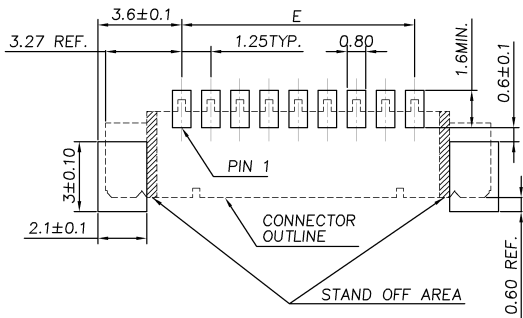
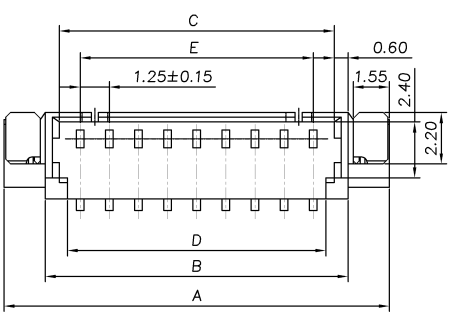
3

2

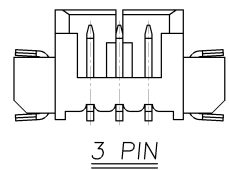
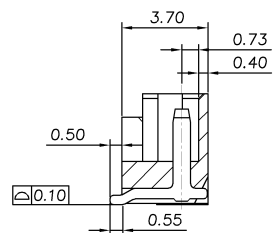
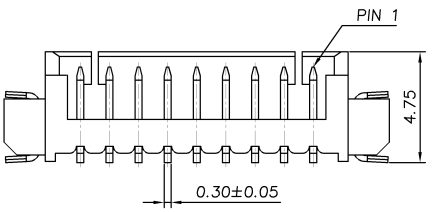
1

THIS DRAWING IS UNPUBLISHED. RELEASED FOR PUBLICATION AUG. 2006.
 COPYRIGHT - BY TYCO ELECTRONICS CORPORATION. ALL RIGHTS RESERVED.

LOC	DIST	REVISIONS			
P	LTR	DESCRIPTION	DATE	DWN	APVD
DW		REVISED(ECR-11-005410)	15MAR'11	J.C.	W.K.



PCB LAYOUT FOR SURFACE MOUNTING
(TOP VIEW) (TOLERANCE: ±0.05MM)



NOTE:

- MATERIAL:
HOUSING: HIGH TEMP. THERMOPLASTIC, UL 94V-0, COLOR: NATURAL.
CONTACTS: PHOSPHOR BRONZE.
TAB: PHOSPHOR BRONZE.
- FINISH:
CONTACTS: (SEE TABLE) OVER 50μ" MIN. NICKEL PLATED.
TAB: 100μ" MIN. MATTE-TIN OVER 50μ" MIN. NICKEL PLATED.
- NO TE LOGO AND DATE CODE ON THE PRODUCT.
- LOCKING WINDOW:
ONE PLACE FOR 2 AND 3 CONTACTS,
TWO PLACES FOR MORE THAN 3 CONTACTS.
- RECOMMENDED PART NUMBER OF CABLE ASSEMBLY:
HOUSING: X-440146-X
CONTACT: 440147-X

	17.50	18.60	19.30	20.50	24.04	15	4-1734260-5	
	16.25	17.35	18.05	19.25	22.79	14	4-1734260-4	
	15.00	16.10	16.80	18.00	21.54	13	4-1734260-3	
	13.75	14.85	15.55	16.75	20.29	12	4-1734260-2	
	12.50	13.60	14.30	15.50	19.04	11	4-1734260-1	
	11.25	12.35	13.05	14.25	17.79	10	4-1734260-0	
0.762um MIN. GOLD	10.00	11.10	11.80	13.00	16.54	9	3-1734260-9	
	8.75	9.85	10.55	11.75	15.29	8	3-1734260-8	
	7.50	8.60	9.30	10.50	14.04	7	3-1734260-7	
	6.25	7.35	8.05	9.25	12.79	6	3-1734260-6	
	5.00	6.10	6.80	8.00	11.54	5	3-1734260-5	
	3.75	4.85	5.55	6.75	10.29	4	3-1734260-4	
	2.50	3.60	4.30	5.50	9.04	3	3-1734260-3	
	1.25	2.35	3.05	4.25	7.79	2	3-1734260-2	
	3.81um MIN. MATTE-TIN	17.50	18.60	19.30	20.50	24.04	15	1-1734260-5
		16.25	17.35	18.05	19.25	22.79	14	1-1734260-4
15.00		16.10	16.80	18.00	21.54	13	1-1734260-3	
13.75		14.85	15.55	16.75	20.29	12	1-1734260-2	
12.50		13.60	14.30	15.50	19.04	11	1-1734260-1	
11.25		12.35	13.05	14.25	17.79	10	1-1734260-0	
10.00		11.10	11.80	13.00	16.54	9	1734260-9	
8.75		9.85	10.55	11.75	15.29	8	1734260-8	
7.50		8.60	9.30	10.50	14.04	7	1734260-7	
6.25		7.35	8.05	9.25	12.79	6	1734260-6	
5.00	6.10	6.80	8.00	11.54	5	1734260-5		
3.75	4.85	5.55	6.75	10.29	4	1734260-4		
2.50	3.60	4.30	5.50	9.04	3	1734260-3		
1.25	2.35	3.05	4.25	7.79	2	1734260-2		
PLATING	E	D	C	B	A	NO. OF CONTACTS	PART NUMBER	

THIS DRAWING IS A CONTROLLED DOCUMENT.

DIMENSIONS: MM	TOLERANCES UNLESS OTHERWISE SPECIFIED: 0 PLC ± - 1 PLC ± - 2 PLC ± 0.2 3 PLC ± - 4 PLC ± - ANGLES ± -	DWN A. WU 29APR2005	CHK S. HOU 29APR2005	APVD W.J. KE 29APR2005	NAME
MATERIAL SEE NOTE	FINISH SEE NOTE	PRODUCT SPEC 108-57499		APPLICATION SPEC	SIZE A3
CUSTOMER DRAWING		WEIGHT SEE TABLE		CAGE CODE 00779	DRAWING NO 1734260

STE TE Connectivity
 WIRE TO BOARD MALE HEADER,
 1.25MM PITCH, SMT STRAIGHT TYPE.

SCALE: 1 OF 2 SHEET 1 OF 2 REV A

4

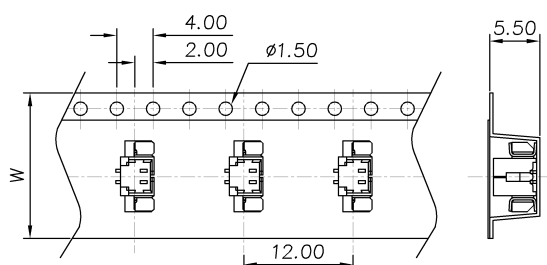
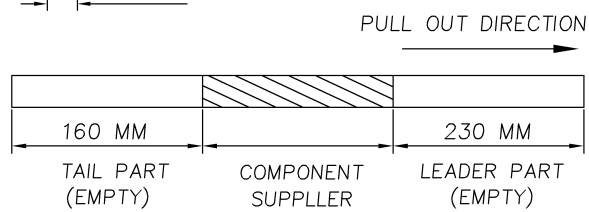
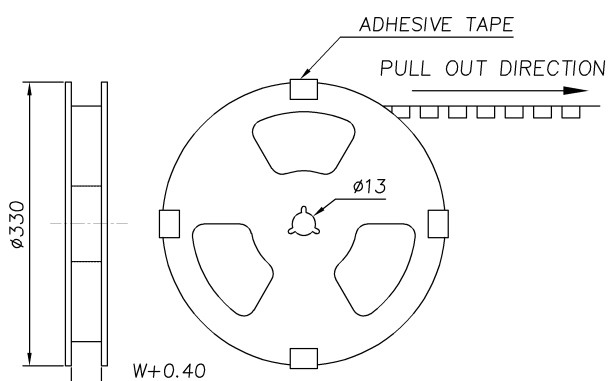
3

2

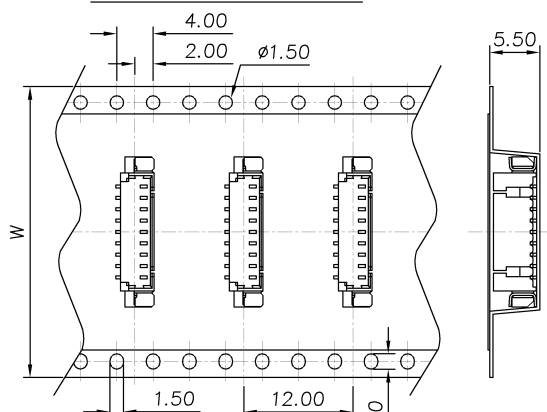
1

THIS DRAWING IS UNPUBLISHED. RELEASED FOR PUBLICATION AUG. 2006.
 COPYRIGHT - BY TYCO ELECTRONICS CORPORATION. ALL RIGHTS RESERVED.

LOC	DIST	REVISIONS					
DW		P	LTR	DESCRIPTION	DATE	DWN	APVD
		SEE SHEET 1.					



CARRIER FOR 2 TO 7 PIN



CARRIER FOR 8 TO 15PIN

NOTE:
1. CARTON DIMENSIONS: 340 X 340 X 250

1000/REEL	4000	44.0	15	
			14	
			13	
	6000	32.0	12	
			11	
			10	
			9	
	7000	24.0	8	
			7	
			6	
			5	
	10000	16.0	4	
			3	
				2
	PACKING	QUANTITY	DIM W	NO. OF PIN

THIS DRAWING IS A CONTROLLED DOCUMENT.

DIMENSIONS: MM	TOLERANCES UNLESS OTHERWISE SPECIFIED:	DWN	CHK	TE Connectivity WIRE TO BOARD MALE HEADER, 1.25MM PITCH, SMT STRAIGHT TYPE.
	0 PLC ± -	APVD	NAME	
MATERIAL	1 PLC ± -	PRODUCT SPEC	SIZE	
FINISH	2 PLC ± -	APPLICATION SPEC	CAGE CODE	
	3 PLC ± -	WEIGHT	DRAWING NO	RESTRICTED TO
	4 PLC ± -	CUSTOMER DRAWING	A3100779	
	ANGLES ± -	SCALE	1734260	
		SHEET	2 of 2	REV
			A	

AMP 1470-19 REV 31MAR2000