

4

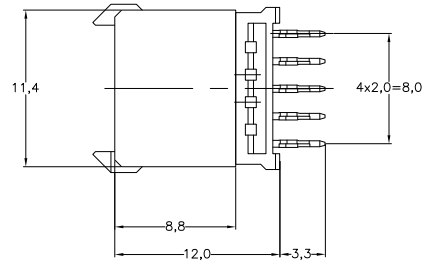
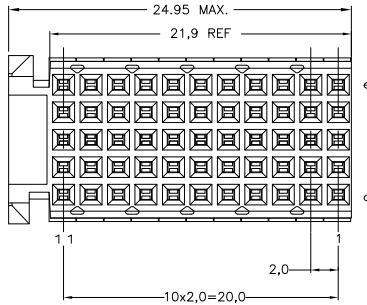
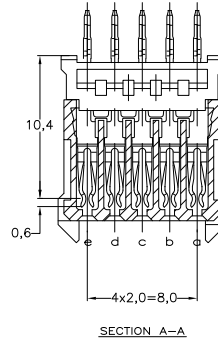
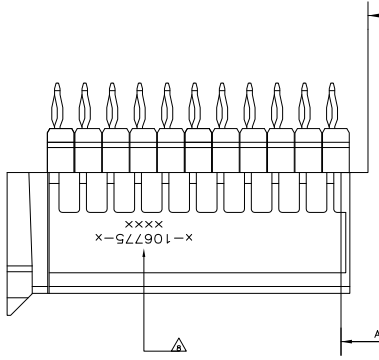
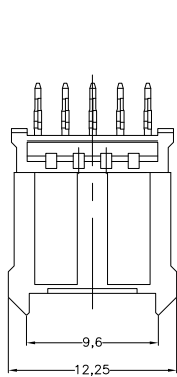
3

2

1

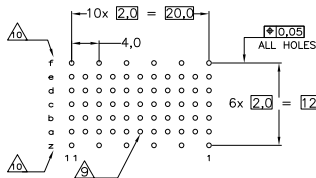
THIS DRAWING IS UNPUBLISHED. RELEASED FOR PUBLICATION. ALL RIGHTS RESERVED.

| LOC | DIST | REVISIONS | | | |
|-----|------|-----------|---------------------------|---------|--------|
| H | - | F | LR | | |
| | | N | REVISED PER ECO-11-008643 | 26MAR11 | RC CW |
| | | P | ECO-11-024491 | 13DEC11 | SY MQW |



NOTES:

- △ MATERIAL CONTACT: PHOSPHORBRONZE
MATERIAL HOUSING: GLASSFILLED POLYESTER
UL-RATING 94V0 (GRAY)
- △ GENERAL PLATING SPECIFICATION: UNDERPLATING (ENTIRE CONTACT): 1,27µm
NICKEL MIN. AND ACTION PIN: 0,5µm TIN-LEAD MIN.
FOR PLATING OF MATING SURFACES SEE APPLICABLE SPECIFICATION REFERENCE
FOR EACH DASH NUMBER.
- △ CONFORMS TO ALL TESTING ACCORDING IEC 61076-4-101 PERFORMANCE
LEVEL 2.
- △ CONFORMS TO ALL TESTING ACCORDING IEC 61076-4-101 PERFORMANCE
LEVEL 1.
- △ CONNECTOR TESTED AND QUALIFIED AGAINST TELCORDIA GR-1217-CORE
QUALITY LEVEL III, CENTRAL OFFICE APPLICATIONS.
- △ CONNECTOR TESTED AND QUALIFIED AGAINST TELCORDIA GR-1217-CORE
QUALITY LEVEL III, UNCONTROLLED ENVIRONMENT APPLICATIONS.
- △ CONNECTOR LUBRICATED WITH TELCORDIA APPROVED LUBRICANT.
- △ CONNECTOR PRINTED WITH PARTNUMBER AND DATECODE.
- △ PLATED-THROUGH HOLES AT 2x2mm SQUARE GRID (55 HOLES).
- △ HOLES IN ROW f AND z (FOR POSSIBLE FUTURE USE OF
GROUND RETURN SHIELD. (SHIELDS NOT YET TOOLED)
- △ 0.76µm MIN COLD PLATING AT MATING SURFACES



COMPONENT SIDE AS SHOWN
RECOMMENDED PCB-HOLE LAY-OUT
P.C.B. HOLE DIM. ACTION PIN
FOR DETAILS SEE
APPLICATION SPECIFICATION

SCALE 2,5:1

| FINISH | MATERIAL | PARTNUMBER |
|--------|----------|------------|
| △△△ | △ | 3-106775-1 |
| △△△ | △ | 1-106775-9 |
| △△△ | △ | 106775-9 |
| △△△ | △ | 106775-4 |
| △△△ | △ | 106775-1 |

THIS DRAWING IS A CONTROLLED DOCUMENT.

| | | |
|--|-----------------------------|---------------|
| DIMENSIONS: mm | DESIGNER: L.V.D.HELDEN | DATE: 14APR97 |
| TOLERANCES UNLESS OTHERWISE SPECIFIED: | CHK: D. TRUBEN | DATE: 14APR97 |
| 0 P.L.C. ± | APPD: F.V.KONINGSBRUGGE | NAME: - |
| 0.1 P.L.C. ± | PRODUCT SPEC: 108-19082 | |
| 0.2 P.L.C. ± | APPLICATION SPEC: 114-19029 | |
| 0.5 P.L.C. ± | WEIGHT: - | |
| ANGLES ± | | |
| FINISH: - | | |

| | | | |
|------------------|------------------|----------------------|------------------|
| SIZE: A2 | DATE CODE: 00779 | DRAWING NO: C=106775 | RESTRICTED TO: - |
| CUSTOMER DRAWING | | | SCALE: NTS |
| SHEET: 1 of 1 | | REV: P | |

TE Connectivity

Z-PACK 2MM HM TYPE C
55 POS. VERTICAL FEMALE
CONNECTOR ASSEMBLY