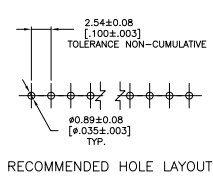
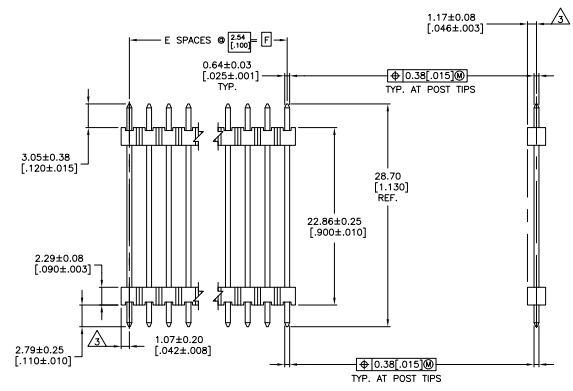
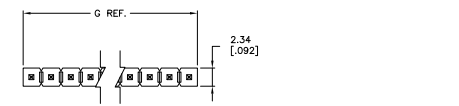


THIS DRAWING IS UNPUBLISHED
 ALL RIGHTS RESERVED

REV	DATE	DESCRIPTION	BY	CHK	APP
AD 39		REVISED PER ECD-11-046820			



- ASSEMBLY MAY BE BROKEN TO THE DESIRED NUMBER OF POSITIONS
 - TRUE POSITION TOLERANCE OF THE POST TIPS APPLIES WHEN THE HEADER IS HELD FLAT AGAINST THE PRINTED CIRCUIT BOARD
- ▲ THE NOTED DIMENSIONS APPLY AT THE INTERSECTION OF THE POST AND HOUSING
 HOUSING: FLAME RETARDANT THERMOPLASTIC; COLOR: BLACK.
 ▲ FINISH: 0.00254-0.00508 [0.000100-0.000200] BRIGHT TIN-LEAD OVER 0.00127 [0.000050] NICKEL ENTIRE POST.
 ▲ FINISH: 0.00254-0.00508 [0.000100-0.000200] MATTE TIN OVER 0.00127 [0.000050] NICKEL ENTIRE POST.

PLATING	G	F	E	NO. OF POSITIONS	PART NUMBER	
▲	101.18	99.08		39	40	9-146471-0
▲	3.984	3.900		38	39	8-146471-9
▲	3.984	3.800		37	38	8-146471-8
▲	3.784	3.700		36	37	8-146471-7
▲	3.584	3.500		35	36	8-146471-6
▲	3.384	3.300		34	35	8-146471-5
▲	3.184	3.100		33	34	8-146471-4
▲	2.984	2.900		32	33	8-146471-3
▲	2.784	2.700		31	32	8-146471-2
▲	2.584	2.500		30	31	8-146471-1
▲	2.384	2.300		29	30	8-146471-0
▲	2.184	2.100		28	29	7-146471-9
▲	1.984	1.900		27	28	7-146471-8
▲	1.784	1.700		26	27	7-146471-7
▲	1.584	1.500		25	26	7-146471-6
▲	1.384	1.300		24	25	7-146471-5
▲	1.184	1.100		23	24	7-146471-4
▲	0.984	0.900		22	23	7-146471-3
▲	0.784	0.700		21	22	7-146471-2
▲	0.584	0.500		20	21	7-146471-1
▲	0.384	0.300		19	20	7-146471-0
▲	0.184	0.100		18	19	6-146471-9
▲	0.084	0.000		17	18	6-146471-8
▲	0.084	0.000		16	17	6-146471-7
▲	0.084	0.000		15	16	6-146471-6
▲	0.084	0.000		14	15	6-146471-5
▲	0.084	0.000		13	14	6-146471-4
▲	0.084	0.000		12	13	6-146471-3
▲	0.084	0.000		11	12	6-146471-2
▲	0.084	0.000		10	11	6-146471-1
▲	0.084	0.000		9	10	6-146471-0
▲	0.084	0.000		8	9	5-146471-9
▲	0.084	0.000		7	8	5-146471-8
▲	0.084	0.000		6	7	5-146471-7
▲	0.084	0.000		5	6	5-146471-6
▲	0.084	0.000		4	5	5-146471-5
▲	0.084	0.000		3	4	5-146471-4
▲	0.084	0.000		2	3	5-146471-3
▲	0.084	0.000		1	2	5-146471-2
▲	0.084	0.000		1	1	5-146471-1

PLATING	G	F	E	NO. OF POSITIONS	PART NUMBER	
▲	101.18	99.08		39	40	4-146471-0
▲	3.984	3.900		38	39	3-146471-9
▲	3.984	3.800		37	38	3-146471-8
▲	3.784	3.700		36	37	3-146471-7
▲	3.584	3.500		35	36	3-146471-6
▲	3.384	3.300		34	35	3-146471-5
▲	3.184	3.100		33	34	3-146471-4
▲	2.984	2.900		32	33	3-146471-3
▲	2.784	2.700		31	32	3-146471-2
▲	2.584	2.500		30	31	3-146471-1
▲	2.384	2.300		29	30	3-146471-0
▲	2.184	2.100		28	29	2-146471-9
▲	1.984	1.900		27	28	2-146471-8
▲	1.784	1.700		26	27	2-146471-7
▲	1.584	1.500		25	26	2-146471-6
▲	1.384	1.300		24	25	2-146471-5
▲	1.184	1.100		23	24	2-146471-4
▲	0.984	0.900		22	23	2-146471-3
▲	0.784	0.700		21	22	2-146471-2
▲	0.584	0.500		20	21	2-146471-1
▲	0.384	0.300		19	20	2-146471-0
▲	0.184	0.100		18	19	1-146471-9
▲	0.084	0.000		17	18	1-146471-8
▲	0.084	0.000		16	17	1-146471-7
▲	0.084	0.000		15	16	1-146471-6
▲	0.084	0.000		14	15	1-146471-5
▲	0.084	0.000		13	14	1-146471-4
▲	0.084	0.000		12	13	1-146471-3
▲	0.084	0.000		11	12	1-146471-2
▲	0.084	0.000		10	11	1-146471-1
▲	0.084	0.000		9	10	1-146471-0
▲	0.084	0.000		8	9	146471-9
▲	0.084	0.000		7	8	146471-8
▲	0.084	0.000		6	7	146471-7
▲	0.084	0.000		5	6	146471-6
▲	0.084	0.000		4	5	146471-5
▲	0.084	0.000		3	4	146471-4
▲	0.084	0.000		2	3	146471-3
▲	0.084	0.000		1	2	146471-2
▲	0.084	0.000		1	1	146471-1

THIS DRAWING IS A CONTROLLED DOCUMENT. DATE: 12-08-07

TE Connectivity

TE Connectivity
 HEADERS ASSEMBLY, MOD II,
 STACKING, SINGLE ROW,
 0.025 SQ POST, UNROOFED

DATE: 12-08-07
 DRAWING NO: A100779
 CUSTOMER DRAWING

REVISED PER ECD-11-046820

DATE: 12-08-07
 DRAWING NO: A100779
 CUSTOMER DRAWING

DATE: 12-08-07
 DRAWING NO: A100779
 CUSTOMER DRAWING