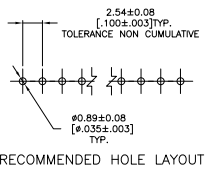
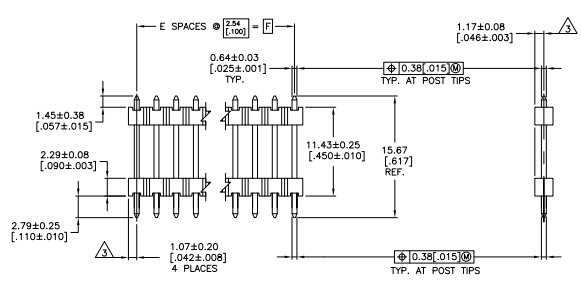
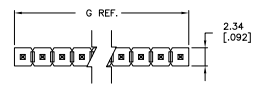


THIS DRAWING IS UNPUBLISHED  
 ALL RIGHTS RESERVED

REV	DATE	DESCRIPTION	BY	CHK	APP
AD 39		REVISED PER ECD-11-004917			



PLATING	G	F	E	NO. OF POSITIONS	PART NUMBER	
△	101.19	99.08		39	40	9-146460-0
△	3.984	3.900		38	39	8-146460-9
△	3.784	3.700		37	38	8-146460-8
△	3.584	3.500		36	37	8-146460-7
△	3.384	3.300		35	36	8-146460-6
△	3.184	3.100		34	35	8-146460-5
△	2.984	2.900		33	34	8-146460-4
△	2.784	2.700		32	33	8-146460-3
△	2.584	2.500		31	32	8-146460-2
△	2.384	2.300		30	31	8-146460-1
△	2.184	2.100		29	30	8-146460-0
△	1.984	1.900		28	29	7-146460-9
△	1.784	1.700		27	28	7-146460-8
△	1.584	1.500		26	27	7-146460-7
△	1.384	1.300		25	26	7-146460-6
△	1.184	1.100		24	25	7-146460-5
△	0.984	0.900		23	24	7-146460-4
△	0.784	0.700		22	23	7-146460-3
△	0.584	0.500		21	22	7-146460-2
△	0.384	0.300		20	21	7-146460-1
△	0.184	0.100		19	20	7-146460-0
△	1.984	1.800		18	19	6-146460-9
△	1.784	1.700		17	18	6-146460-8
△	1.584	1.500		16	17	6-146460-7
△	1.384	1.300		15	16	6-146460-6
△	1.184	1.100		14	15	6-146460-5
△	0.984	0.900		13	14	6-146460-4
△	0.784	0.700		12	13	6-146460-3
△	0.584	0.500		11	12	6-146460-2
△	0.384	0.300		10	11	6-146460-1
△	0.184	0.100		9	10	6-146460-0
△	1.984	1.800		8	9	5-146460-9
△	1.784	1.700		7	8	5-146460-8
△	1.584	1.500		6	7	5-146460-7
△	1.384	1.300		5	6	5-146460-6
△	1.184	1.100		4	5	5-146460-5
△	0.984	0.900		3	4	5-146460-4
△	0.784	0.700		2	3	5-146460-3
△	0.584	0.500		1	2	5-146460-2
△	0.384	0.300		-	1	5-146460-1

PLATING	G	F	E	NO. OF POSITIONS	PART NUMBER	
△	101.19	99.08		39	40	4-146460-0
△	3.984	3.900		38	39	3-146460-9
△	3.784	3.700		37	38	3-146460-8
△	3.584	3.500		36	37	3-146460-7
△	3.384	3.300		35	36	3-146460-6
△	3.184	3.100		34	35	3-146460-5
△	2.984	2.900		33	34	3-146460-4
△	2.784	2.700		32	33	3-146460-3
△	2.584	2.500		31	32	3-146460-2
△	2.384	2.300		30	31	3-146460-1
△	2.184	2.100		29	30	3-146460-0
△	1.984	1.900		28	29	2-146460-9
△	1.784	1.700		27	28	2-146460-8
△	1.584	1.500		26	27	2-146460-7
△	1.384	1.300		25	26	2-146460-6
△	1.184	1.100		24	25	2-146460-5
△	0.984	0.900		23	24	2-146460-4
△	0.784	0.700		22	23	2-146460-3
△	0.584	0.500		21	22	2-146460-2
△	0.384	0.300		20	21	2-146460-1
△	0.184	0.100		19	20	2-146460-0
△	1.984	1.800		18	19	1-146460-9
△	1.784	1.700		17	18	1-146460-8
△	1.584	1.500		16	17	1-146460-7
△	1.384	1.300		15	16	1-146460-6
△	1.184	1.100		14	15	1-146460-5
△	0.984	0.900		13	14	1-146460-4
△	0.784	0.700		12	13	1-146460-3
△	0.584	0.500		11	12	1-146460-2
△	0.384	0.300		10	11	1-146460-1
△	0.184	0.100		9	10	1-146460-0
△	1.984	1.800		8	9	146460-9
△	1.784	1.700		7	8	146460-8
△	1.584	1.500		6	7	146460-7
△	1.384	1.300		5	6	146460-6
△	1.184	1.100		4	5	146460-5
△	0.984	0.900		3	4	146460-4
△	0.784	0.700		2	3	146460-3
△	0.584	0.500		1	2	146460-2
△	0.384	0.300		-	1	146460-1

- ASSEMBLY MAY BE BROKEN TO THE DESIRED NUMBER OF POSITIONS
  - TRUE POSITION TOLERANCE OF THE POST TIPS APPLIES WHEN THE HEADER IS HELD FLAT AGAINST THE PRINTED CIRCUIT BOARD
- △ THE NOTED DIMENSIONS APPLY AT THE INTERSECTION OF THE POST AND HOUSING  
 △ HOUSING: FLAME RETARDANT THERMOPLASTIC; COLOR: BLACK.  
 △ FINISH: 0.00254-0.00508 [0.000100-0.000200] MATTE TIN-LEAD OVER 0.00127 [0.000050] NICKEL ENTIRE POST.  
 △ FINISH: 0.00254-0.00508 [0.000100-0.000200] MATTE TIN OVER 0.00127 [0.000050] NICKEL ENTIRE POST.

THIS DRAWING IS A CONTROLLED DOCUMENT. **TE Connectivity**

INCHES (mm INCHES) DIMENSIONS (mm INCHES) UNLESS OTHERWISE SPECIFIED

DATE: 01/07/09 DRAWING NO: A1007799 (G=146460) REVISED TO: 4.1

CUSTOMER DRAWING