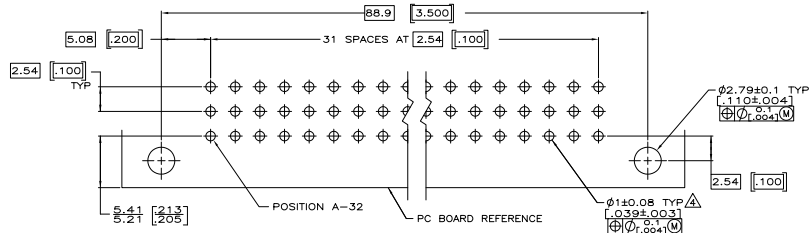
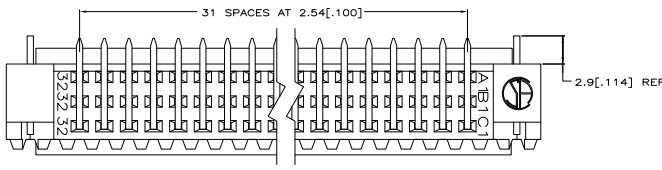
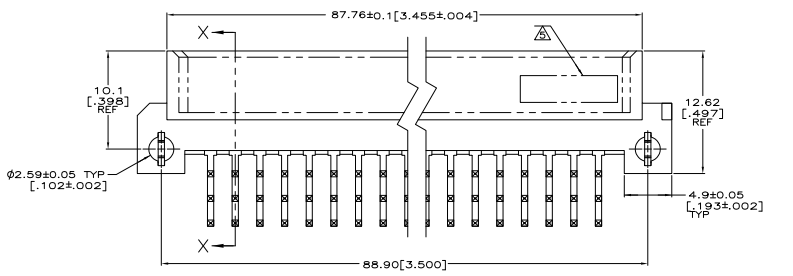
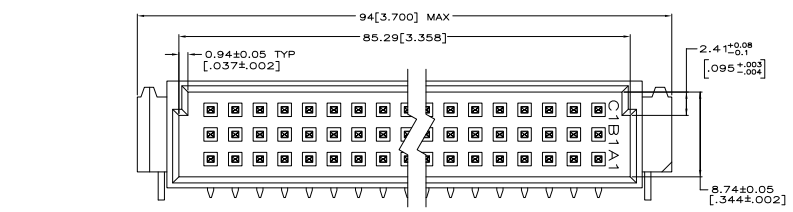
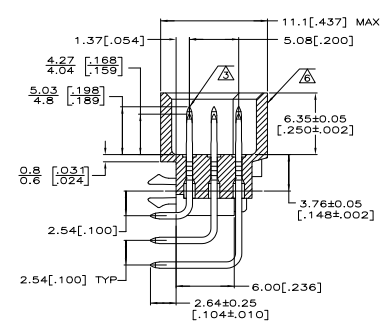


REV	DATE	BY	CHK	DESCRIPTION
AD	25	AB		REVISED PER EC 0512-0328-05



PC BOARD LAYOUT
 RECOMMENDED PC BOARD THICKNESS 1.57[.062]

- △ HOUSING MATERIAL: GLASS-FILLED POLYESTER, COLOR: GRAY.
- △ POST MATERIAL: BRASS.
- △ POST FINISH: DIN 41612 CLASS 2 IN CONTACT AREA.
- △ TIN-LEAD PLATE ON POSTS.
- △ RECOMMENDED HOLE SIZE FOR MANUAL APPLICATION OF CONNECTOR ONTO PC BOARD.
- △ [PART NUMBER, DATE CODE] MARKED THIS APPROXIMATE AREA.
- △ MARKING ON THIS SIDE.



SECTION X-X

THIS DRAWING IS A CONTROLLED DOCUMENT.		DESIGNER	DATE	REVISED
DRAWN		BY	DATE	REVISED
CHECKED		BY	DATE	REVISED
APPROVED		BY	DATE	REVISED
CUSTOMER DRAWING		TYS ELECTRONICS CORPORATION Harrisburg, PA 17105-3608		
PART NUMBER		PIN ASSEMBLY, EUROCARD, TYPE C WITH BOARD-LOCKS AND MFR. CONTACTS		
DATE		DATE	DATE	DATE
A1		00779	G=536366	

POSITIONS LOADED WITH 4.93[.194] CONTACTS	POSITIONS LOADED WITH 4.16[.164] CONTACTS	ROWS	NO. OF LOADED POSITION	ASSY PART NUMBER
NONE	1-32	C	32	2-536366-2
1-32	NONE	B	32	OBSOLETE
NONE	1-32	A	32	2-536366-1
NONE	1-32	C	32	OBSOLETE
20	1-19,21-32	B	32	OBSOLETE
1,20	2-19-21-32	A	32	2-536366-0
NONE	1-32	C	32	OBSOLETE
NONE	1-32	B	32	1-536366-9
32	1-31	A	32	OBSOLETE
1,2,31,32	3-30	C	32	1-536366-8
1,2,29,30,31,32	3-28	B	32	OBSOLETE
1,2,29,30,31,32	3-28	A	32	1-536366-7
NONE	1-32	C	32	
NONE	1-32	B	32	
1,3,9,27,29,31,32	2,4-8,10-26,28,30	A	32	
1,2,31,32	3-30	C	32	
NONE	1-32	B	32	
NONE	1-31	A	32	

32	2,5,8,13-31	C	23	1-536366-6
32	13-31	B	20	OBSOLETE
1,32	4,7,13-31	A	23	1-536366-5
NONE	1-32	C	32	OBSOLETE
NONE	NONE	B	0	1-536366-4
26 & 28	1-25, 27, 29-32	A	32	OBSOLETE
5,26,28	1-4,6-25,27,29-32	C	32	1-536366-3
NONE	1-32	B	32	OBSOLETE
5,17,25,28	1-4,6-16,18-24,26,27,29-32	A	32	1-536366-2
2,31	1,3-30,32	C	32	OBSOLETE
2,31	1,3-30,32	B	32	1-536366-1
2,31	1,3-30,32	A	32	OBSOLETE
9	1-8,10-32	C	32	1-536366-0
NONE	1-32	B	32	OBSOLETE
9	1-8,10-32	A	32	1-536366-9
NONE	1-32	C	32	OBSOLETE
1-9,26-32	10-25	B	32	1-536366-8
NONE	1-32	A	32	OBSOLETE
1,12,14,21,22,32	2-11,13,15-20,23-31	C	32	1-536366-7
12,14,21,22,32	1-11,13,15-20,23-31	B	32	OBSOLETE
1,12,14,21,22,32	2-11,13,15-20,23-31	A	32	1-536366-6
5,26,28	1-4,6-25,27,29-32	C	32	OBSOLETE
NONE	NONE	B	0	536366-9
5,17,25,28	1-4,6-16,18-24,26,27,29-32	A	32	OBSOLETE
31	1-30,32	C	32	536366-8
1,2,31	3-30,32	B	32	OBSOLETE
31	1-30,32	A	32	536366-7
1-31	32	C	32	OBSOLETE
1-32	NONE	B	32	536366-6
1-31	32	A	32	536366-5
1,2,31,32	3-30	C	32	536366-4
12	1-11,13-32	B	32	OBSOLETE
NONE	1-32	A	32	536366-3
1,32	2-31	C	32	OBSOLETE
NONE	1-32	B	32	536366-2
1,32	2-31	A	32	OBSOLETE
3-30	1,2,31,32	C	32	536366-1
3-30	1,2,31,32	B	32	
1,3-30,32	2,31	A	32	
3-30	1,2,31,32	C	32	
1,3-30,32	2,31	B	32	
1,3-30,32	2,31	A	32	
1,2,31,32	3-30	C	32	
1,2,31,32	3-30	B	32	
1,2,31,32	3-30	A	32	
1,32	2-31	C	32	
1,32	2-31	B	32	
1,32	2-31	A	32	

THIS DRAWING IS A CONTROLLED DOCUMENT. Elcodis Inc. 17102-3608 Harrisburg, PA 17102-3608

DESIGNER: RICHARD, DATE: 02/27/08
 CHECKED: DATE: 02/27/08
 PROJECT FILE: PIN ASSEMBLY, EUROCARD, TYPE C WITH BOARD-LOCKS AND MPBL CONTACTS
 OPERATOR SPEC: A1 00779 (G) 536366
 CUSTOMER DRAWING: DATE: 5.1 SHEET: 2 OF 2