

4

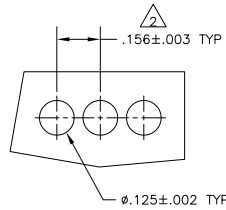
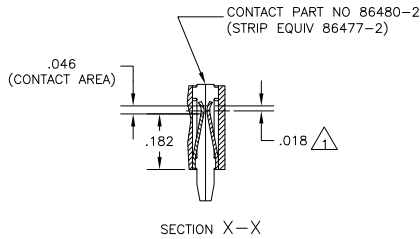
3

2

1

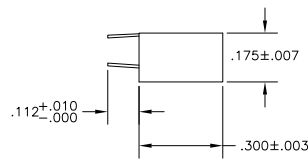
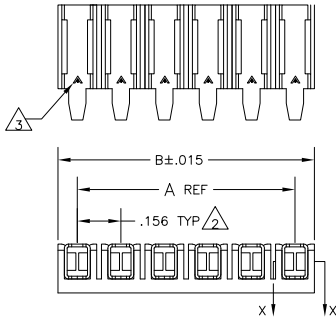
THIS DRAWING IS UNPUBLISHED. RELEASED FOR PUBLICATION
 © COPYRIGHT BY TYCO ELECTRONICS CORPORATION. ALL RIGHTS RESERVED.

LOC	DIST	REVISIONS			
P	LTR	DESCRIPTION	DATE	BY	APPD
J2		REVISED ECO-10-018971	17SEP10	HMR	JO



RECOMMENDED BOARD MOUNTING
 (RECOMMENDED BOARD THICKNESS: .055-.070)

- 1 POINT OF MEASUREMENT FOR PLATING THICKNESS (INSIDE OF BEAMS).
- 2 TOLERANCE NON-CUMULATIVE.
- 3 THE MATING END OF THE CONTACT IS IDENTIFIED BY THE LETTER "A" STAMPED ON THE RECEPTACLE BOX.
- 4 OBSOLETE PARTS: OBSOLETE CIS STREAMLINING PER D.RENAUD/D.SINISI



OBsolete	3.120	2.964	20	2-87984-0
	2.964	2.808	19	1-87984-9
	2.808	2.652	18	1-87984-8
	2.652	2.496	17	1-87984-7
	2.496	2.340	16	1-87984-6
	2.340	2.184	15	1-87984-5
	2.184	2.028	14	1-87984-4
	2.028	1.872	13	1-87984-3
	1.872	1.716	12	1-87984-2
	1.716	1.560	11	1-87984-1
	1.560	1.404	10	1-87984-0
	1.404	1.248	9	87984-9
	1.248	1.092	8	87984-8
	1.092	.936	7	87984-7
	.936	.780	6	87984-6
	.780	.624	5	87984-5
	.624	.468	4	87984-4
	.468	.312	3	87984-3
	.312	.156	2	87984-2
	B	A	NO OF POSN	ASSEMBLY PART NUMBER

THIS DRAWING IS A CONTROLLED DOCUMENT.		DWG: L. D. RINGLEY 17MA006 CHK: P. C. DE JONG 18MA006 APD: P. C. DE JONG 18MA006 PRODUCT SPEC: 108-25.016 APPLICATION SPEC: 114-25.004 WEIGHT: - CUSTOMER DRAWING	Tyco Electronics Corporation Harrisburg, PA 17105-3608 ASSY, MOD 1, BOARD MOUNT RECP, .156CL, STD PRESSURE, TYPE A, FOR ROUND HOLE MOUNTING SIZE: A2 CASE CODE (FORWING NO): 00779 ©-87984	RESTRICTED TO: - SCALE: 4:1 SHEET: 1 of 1 REV: J2
--	--	---	---	--

D

C

B

A

J2