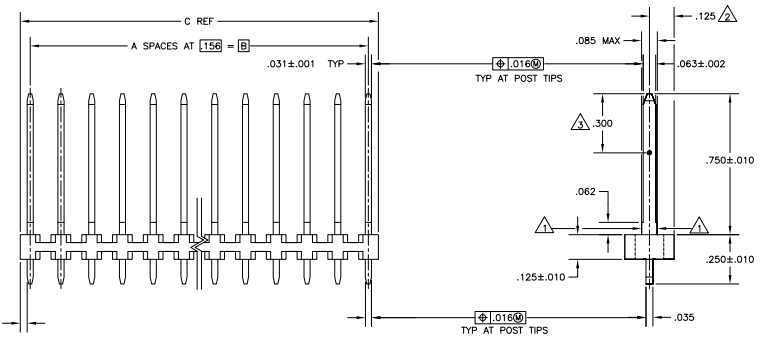
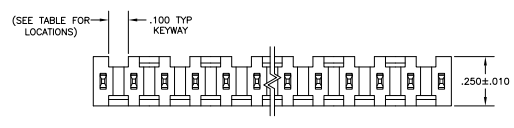
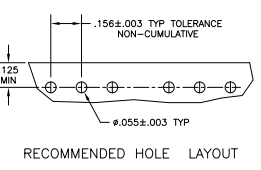


THIS DRAWING IS UNCLASSIFIED
 UNLESS INDICATED OTHERWISE
 © 2008 TTI ELECTRONICS CORPORATION ALL RIGHTS RESERVED

REV	DATE	DESCRIPTION	BY	CHK	APP
AD	00				
AC1		REVISED PER ECO-09-020932			



Δ .040_{-.013} 2PLC



KEYWAY LOCATOR (REF-SEE TABLE)
 (MATING LENGTH OF POST ON NEAR SIDE)
 SCALE: 2:1

- Δ THE NOTED DIMENSIONS APPLY AT THE INTERSECTION OF THE POST AND THE HOUSING
- Δ THESE SURFACES WILL NOT BE PLATED
- Δ POINT OF MEASUREMENT FOR PLATING THICKNESS
- Δ OBSOLETE PARTS: OBSOLETE CIS STREAMLINING PER D.RENAUD/D.SINISI

OBSOLETE	-	0	5.415	5.304	34	35	3-85923-5
OBSOLETE	-	0	5.259	5.148	33	34	3-85923-4
OBSOLETE	-	0	5.103	4.992	32	33	3-85923-3
OBSOLETE	-	0	4.947	4.836	31	32	3-85923-2
OBSOLETE	-	0	4.791	4.680	30	31	3-85923-1
OBSOLETE	-	0	4.635	4.524	29	30	3-85923-0
OBSOLETE	-	0	4.479	4.368	28	29	2-85923-9
OBSOLETE	-	0	4.323	4.212	27	28	2-85923-8
OBSOLETE	-	0	4.167	4.056	26	27	2-85923-7
OBSOLETE	-	0	4.011	3.900	25	26	2-85923-6
	A,C,E,H,K,M,Q,S,U,W,Y	11	3.855	3.744	24	25	2-85923-5
	A,C,E,G,J,L,N,Q,S,U,W,Y	12	3.699	3.588	23	24	2-85923-4
	A,D,G,K,I,R,U,X	8	3.543	3.432	22	23	2-85923-3
	A,C,E,G,J,L,N,Q,S,U,W	11	3.387	3.276	21	22	2-85923-2
	A,D,G,K,N,R,U	7	3.231	3.120	20	21	2-85923-1
	A,C,E,G,J,L,N,Q,S,U	10	3.075	2.964	19	20	2-85923-0
	B,D,F,J,L,N,Q,S	8	2.919	2.808	18	19	1-85923-9
	A,D,F,W,M,P,S	7	2.763	2.652	17	18	1-85923-8
	A,D,G,K,N,R	6	2.607	2.496	16	17	1-85923-7
	A,C,E,G,J,L,N,Q	8	2.451	2.340	15	16	1-85923-6
	A,D,G,K,N	5	2.295	2.184	14	15	1-85923-5
	A,C,E,G,J,L,N	7	2.139	2.028	13	14	1-85923-4
	A,D,J,M	4	1.983	1.872	12	13	1-85923-3
	A,C,E,G,J,L	6	1.827	1.716	11	12	1-85923-2
	A,D,G,K	4	1.671	1.560	10	11	1-85923-1
	A,C,E,G,J	5	1.515	1.404	9	10	1-85923-0
	A,D,G	3	1.359	1.248	8	9	85923-9
	A,C,E,G	4	1.203	1.092	7	8	85923-8
	A,C,E	3	1.047	936	6	7	85923-7
	A,C,E	3	.891	780	5	6	85923-6
	A,D	2	.735	624	4	5	85923-5
	A,C	2	.579	468	3	4	85923-4
	A	1	.423	312	2	3	85923-3
	A	1	.267	156	1	2	85923-2
	-	0	.111	-	1	1	85923-1

Δ OBSOLETE

KEYWAY LOCATIONS	NO OF KEYWAY	C	B	A	NO OF POSTN	ASSEMBLY PART NUMBER
------------------	--------------	---	---	---	-------------	----------------------

THIS DRAWING IS A CONTROLLED DOCUMENT. SEE TTI A MASTER COPY AT THE TTI HEADQUARTERS.

DATE: 108-25016

REVISION: 1

DESCRIPTION: HEADER ASSEMBLY, MOD L, VERTICAL, SINGLE ROW, .156 C/A

SIZE: A1

DATE: 100779

REV: 85923

CUSTOMER DRAWING