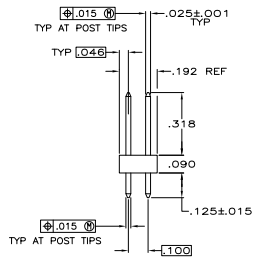
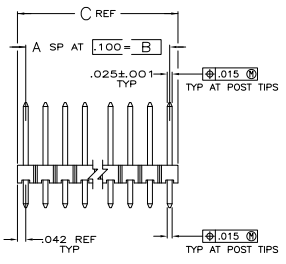
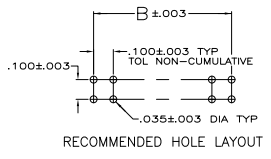


THIS DRAWING IS UNPUBLISHED
 ALL RIGHTS RESERVED

REV	DATE	DESCRIPTION	BY	CHK	APP
AD 39					
K2		REVISED PER ECO-11-004587			



- TRUE POSITION TOLERANCE OF THE POST TIPS APPLIES WHEN THE HEADERS ARE HELD FLAT AGAINST THE PRINTED CIRCUIT BOARD
- △ ASSEMBLY MAY BE BROKEN TO THE DESIRED NUMBER OF POSITIONS
 - △ .000100-.000200 MATTE TIN-LEAD OVER .000050 NICKEL
 - △ .000100-.000200 BRIGHT TIN OVER .000050 NICKEL
 - △ PRELIMINARY PART - NOT RELEASED FOR PRODUCTION
 - △ HOUSING MATERIAL: FLAME RETARDANT THERMOPLASTIC; COLOR-BLACK
 - △ OBSOLETE PARTS: OBSOLETE CIS STREAMLINING PER D.RENAUD/D.SINISI



△	△	1.684	1.600	16	34	4-103322-7
△	△	1.184	1.100	11	24	4-103322-6
△	△	.584	.500	5	12	4-103322-5
△	△	.284	.200	2	6	4-103322-4
△	△	.084	—	—	2	4-103322-3
△	△	3.984	3.900	39	80	4-103322-2
△	△	.484	.400	4	10	4-103322-1
△	△	3.984	3.900	39	80	4-103322-0
△	△	3.884	3.800	38	78	3-103322-9
△	△	3.784	3.700	37	76	3-103322-8
△	△	3.684	3.600	36	74	3-103322-7
△	△	3.584	3.500	35	72	3-103322-6
△	△	3.484	3.400	34	70	3-103322-5
△	△	3.384	3.300	33	68	3-103322-4
△	△	3.284	3.200	32	66	3-103322-3
△	△	3.184	3.100	31	64	3-103322-2
△	△	3.084	3.000	30	62	3-103322-1
△	△	2.984	2.900	29	60	3-103322-0
△	△	2.884	2.800	28	58	2-103322-9
△	△	2.784	2.700	27	56	2-103322-8
△	△	2.684	2.600	26	54	2-103322-7
△	△	2.584	2.500	25	52	2-103322-6
△	△	2.484	2.400	24	50	2-103322-5
△	△	2.384	2.300	23	48	2-103322-4
△	△	2.284	2.200	22	46	2-103322-3
△	△	2.184	2.100	21	44	2-103322-2
△	△	2.084	2.000	20	42	2-103322-1
△	△	1.984	1.900	19	40	2-103322-0
△	△	1.884	1.800	18	38	1-103322-9
△	△	1.784	1.700	17	36	1-103322-8
△	△	1.684	1.600	16	34	1-103322-7
△	△	1.584	1.500	15	32	1-103322-6
△	△	1.484	1.400	14	30	1-103322-5
△	△	1.384	1.300	13	28	1-103322-4
△	△	1.284	1.200	12	26	1-103322-3
△	△	1.184	1.100	11	24	1-103322-2
△	△	1.084	1.000	10	22	1-103322-1
△	△	.984	.900	9	20	1-103322-0
△	△	.884	.800	8	18	103322-9
△	△	.784	.700	7	16	103322-8
△	△	.684	.600	6	14	103322-7
△	△	.584	.500	5	12	103322-6
△	△	.484	.400	4	10	103322-5
△	△	.384	.300	3	8	103322-4
△	△	.284	.200	2	6	103322-3
△	△	.184	.100	1	4	103322-2
△	△	.084	—	—	2	103322-1

PLATING	C	B	A	NO OF POSN	PART NUMBER

THIS DRAWING IS A CONTROLLED DOCUMENT. J. MARTELLI (10078) DRAWN BY J. MARTELLI (10078) CHECKED BY J. MARTELLI (10078) DATE 11/11/03

DESIGNER: J. MARTELLI (10078) ENGINEER: J. MARTELLI (10078) DATE 11/11/03

WORKS: PHOSPHOR BRONZE

DESCRIPTION: ASSEMBLY, HEADER, BREAKAWAY, MOD II, DOUBLE ROW, 100 X 100 C/L, VERTICAL WITH .025 SQUARE POSTS

SIZE: 100 X 100 X 100 C/L, VERTICAL WITH .025 SQUARE POSTS

DATE: 11/11/03

REVISED BY: A1 00779 (G=103322)

CUSTOMER DRAWING