THIS DRAWING IS UNPUBLISHED. RELEASED FOR PUBLICATION -.-.-
© COPYRIGHT - - BY TYCO ELECTRONICS CORPORATION. ALL RIGHTS RESERVED.

LOC	DIST
AD	00

REVISIONS

P	LTR	DESCRIPTION	DATE	DWN	APVD
-	N1	REVISED PER ECO-09-021826	26AUG09	KK	AEG

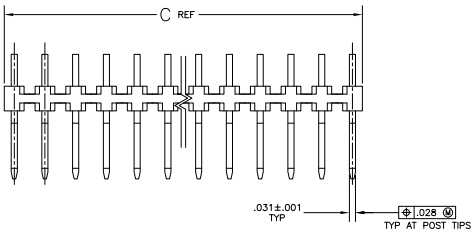

1. THE TIPS OF THE POSTS WILL NOT BE PLATED
2. THE NOTED DIMENSIONS APPLY AT THE INTERSECTION OF THE POST AND THE HOUSING
3. POINT OF MEASUREMENT FOR PLATING THICKNESS
4. OBSOLETE PARTS: OBSOLETE CIS STREAMLINING PER D.RENAUD/D.SINISI

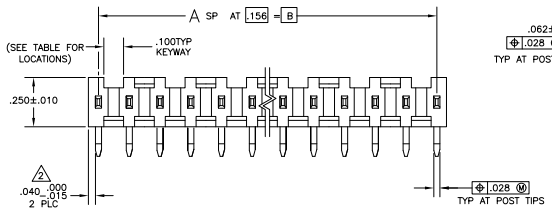

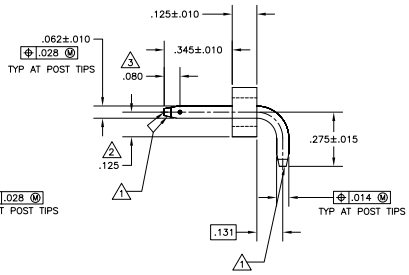

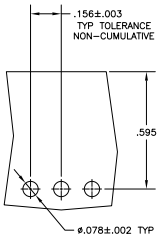

TO SUPPORT MATING CONNECTOR ON BOARD

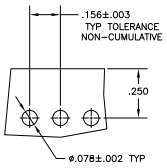

FOR MOUNTING HEADER FLUSH TO BOARD EDGE

RECOMMENDED BOARD LAYOUTS

KEYWAY LOCATIONS (REF-SEE TABLE)
(MATING LENGTH OF POST ON NEAR SIDE)
SCALE: 2:1

	KEYWAY LOCATIONS	NO OF KEYWAY	C	B	A	NO OF POSN	ASSEMBLY PART NUMBER
OBSOLETE 4	A,C,E,H,K,M,Q,S,U,W,Y	11	3.855	3.744	24	25	2-87632-5
	A,C,E,G,J,L,N,Q,S,U,W,Y	12	3.699	3.588	23	24	2-87632-4
	A,D,G,K,N,R,U,X	8	3.543	3.432	22	23	2-87632-3
	A,C,E,G,J,L,N,Q,S,U,W	11	3.387	3.276	21	22	2-87632-2
	A,D,G,K,N,R,U	7	3.231	3.120	20	21	2-87632-1
	A,C,E,G,J,L,N,Q,S,U	10	3.075	2.964	19	20	2-87632-0
	B,D,F,J,L,N,Q,S	8	2.919	2.808	18	19	1-87632-9
	A,D,F,J,M,P,S	7	2.763	2.652	17	18	1-87632-8
	A,D,G,K,N,R	6	2.607	2.496	16	17	1-87632-7
	A,C,E,G,J,L,N,Q	8	2.451	2.340	15	16	1-87632-6
	A,D,G,K,N	5	2.295	2.184	14	15	1-87632-5
	A,C,E,G,J,L,N	7	2.139	2.028	13	14	1-87632-4
	A,D,J,M	4	1.983	1.872	12	13	1-87632-3
	A,C,E,G,J,L	6	1.827	1.716	11	12	1-87632-2
OBSOLETE 4	A,D,G,K	4	1.671	1.560	10	11	1-87632-1
	A,C,E,G,J	5	1.515	1.404	9	10	1-87632-0
	A,D,G	3	1.359	1.248	8	9	87632-9
	A,C,E,G	4	1.203	1.092	7	8	87632-8
4 OBSOLETE	A,C,E	3	1.047	.936	6	7	87632-7
	A,C,E	3	.891	.780	5	6	87632-6
	A,D	2	.735	.624	4	5	87632-5
	A,C	2	.579	.468	3	4	87632-4
	A	1	.423	.312	2	3	87632-3
	A	1	.267	.156	1	2	87632-2

THIS DRAWING IS A CONTROLLED DOCUMENT.

DIMENSIONS: INCHES

TOLERANCE UNLESS OTHERWISE SPECIFIED: 0 PLC ± - ; 1 PLC ± - ; 2 PLC ± - ; 3 PLC ± .005 ; 4 PLC ± - ; ANGLES ± -

MATERIAL: HOUSING - FURNE-REINFORCED THERMOPLASTIC, HIGH - BASIS

FINISH: PLATED STOCK:.000015 OVER .000050 NICKEL

DR A MAYER 14JULY07
DM J SCHEFFER 14JULY07
APD J SCHEFFER 14JULY07

PRODUCT SPEC 108-25016
APPLICATION SPEC -
WEIGHT: GOLD -

CUSTOMER DRAWING

Tyco Electronics Corporation
Harrisburg, Pa 17105-3608

NAME: HEADER ASSEMBLY, MOD I, RIGHT ANGLE, SINGLE ROW, .156 CL

SIZE A1 | CAGE CODE - | DRAWING NO C-87632 | RESTRICTED TO -

SCALE 4:1 | SHEET 1 OF 1 | REV N1

Downloaded from Elcodis.com electronic components distributor