THIS DRAWING IS UNPUBLISHED. RELEASED FOR PUBLICATION -.-.-
© COPYRIGHT - BY TYCO ELECTRONICS CORPORATION. ALL RIGHTS RESERVED.

UOC	DIST
AD	00

REVISIONS

P	LTR	DESCRIPTION	DATE	DRN	APVD
	M	EC 0G3C 0209 05	26APR05	BSV	JLG
	M1	REVISED PER ECO-09-020774	25AUG09	KK	AEG

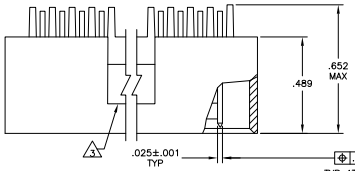

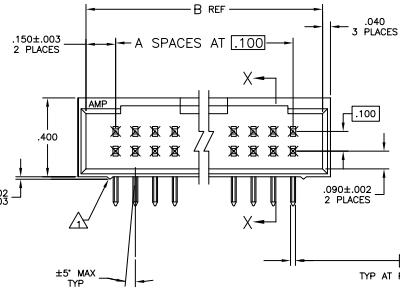

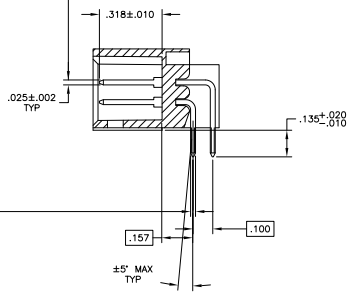

SECTION X–X

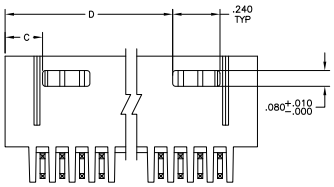

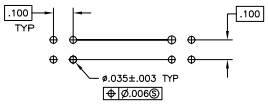

RECOMMENDED HOLE LAYOUT

1. STAND–OFFS:
   8 THRU 18 POS (2) REQD LOCATED AS SHOWN OUTBOARD OF END CIRCUITS
   20 THRU 38 POS (3) REQD LOCATED OUTBOARD OF END CIRCUITS PLUS (1) CENTERED
   40 THRU 72 POS (4) REQD LOCATED OUTBOARD OF END CIRCUITS WITH (2) EVENLY SPACED WITHIN THE REMAINING LENGTH
2. OBSOLETE PART NUMBER.
3. ACCESS SLOT.
4. CONTACTS: .000100–.000200 BRIGHT TIN–LEAD OVER .000050 NICKEL
5. CONTACTS: .000100–.000200 MATTE TIN OVER .000050 NICKEL
6. OBSOLETE PARTS: OBSOLETE CIS STREAMLINING PER D.RENAUD/D.SINISI

		PLATING D	C	B	A	NO OF POSN	ASSEMBLY PART NUMBER
6 OBSOLETE	4	3.490	.190	3.800	35	72	8–87577–3
6 OBSOLETE	4	3.390	.190	3.700	34	70	8–87577–2
6 OBSOLETE	4	3.290	.190	3.600	33	68	8–87577–1
6 OBSOLETE	4	3.190	.190	3.500	32	66	8–87577–0
6 OBSOLETE	4	3.090	.190	3.400	31	64	7–87577–9
6 OBSOLETE	4	2.990	.190	3.300	30	62	7–87577–8
6 OBSOLETE	4	2.890	.190	3.200	29	60	7–87577–7
6 OBSOLETE	4	2.790	.190	3.100	28	58	7–87577–6
6 OBSOLETE	4	2.690	.190	3.000	27	56	7–87577–5
6 OBSOLETE	4	2.590	.190	2.900	26	54	7–87577–4
6 OBSOLETE	4	2.490	.190	2.800	25	52	7–87577–3
6 OBSOLETE	4	2.390	.190	2.700	24	50	7–87577–2
6 OBSOLETE	4	2.290	.190	2.600	23	48	7–87577–1
6 OBSOLETE	4	2.190	.190	2.500	22	46	7–87577–0
6 OBSOLETE	4	2.090	.190	2.400	21	44	6–87577–9
6 OBSOLETE	4	1.990	.190	2.300	20	42	6–87577–8
6 OBSOLETE	4	1.890	.190	2.200	19	40	6–87577–7
6 OBSOLETE	4	1.790	.190	2.100	18	38	6–87577–6
6 OBSOLETE	4	1.690	.190	2.000	17	36	6–87577–5
6 OBSOLETE	4	1.590	.190	1.900	16	34	6–87577–4
	4	1.490	.190	1.800	15	32	6–87577–3
6 OBSOLETE	4	1.390	.190	1.700	14	30	6–87577–2
6 OBSOLETE	4	1.290	.190	1.600	13	28	6–87577–1
6 OBSOLETE	4	1.190	.190	1.500	12	26	6–87577–0
6 OBSOLETE	4	1.090	.190	1.400	11	24	5–87577–9
6 OBSOLETE	4	.990	.190	1.300	10	22	5–87577–8
	4	.890	.190	1.200	9	20	5–87577–7
6 OBSOLETE	4	——	.490	1.100	8	18	5–87577–6
6 OBSOLETE	4	——	.390	1.000	7	16	5–87577–5
	4	——	.390	.900	6	14	5–87577–4
	4	——	.290	.800	5	12	5–87577–3
6 OBSOLETE	4	——	.290	.700	4	10	5–87577–2
6 OBSOLETE	4	——	.190	.600	3	8	5–87577–1
6 OBSOLETE	4	3.490	.190	3.800	35	72	3–87577–3
6 OBSOLETE	4	3.390	.190	3.700	34	70	3–87577–2
6 OBSOLETE	4	3.290	.190	3.600	33	68	3–87577–1
6 OBSOLETE	4	3.190	.190	3.500	32	66	3–87577–0
6 OBSOLETE	4	3.090	.190	3.400	31	64	2–87577–9
6 OBSOLETE	4	2.990	.190	3.300	30	62	2–87577–8
6 OBSOLETE	4	2.890	.190	3.200	29	60	2–87577–7
6 OBSOLETE	4	2.790	.190	3.100	28	58	2–87577–6
6 OBSOLETE	4	2.690	.190	3.000	27	56	2–87577–5
6 OBSOLETE	4	2.590	.190	2.900	26	54	2–87577–4
6 OBSOLETE	4	2.490	.190	2.800	25	52	2–87577–3
6 OBSOLETE	4	2.390	.190	2.700	24	50	2–87577–2
6 OBSOLETE	4	2.290	.190	2.600	23	48	2–87577–1
6 OBSOLETE	4	2.190	.190	2.500	22	46	2–87577–0
6 OBSOLETE	4	2.090	.190	2.400	21	44	1–87577–9
6 OBSOLETE	4	1.990	.190	2.300	20	42	1–87577–8
	4	1.890	.190	2.200	19	40	1–87577–7
6 OBSOLETE	4	1.790	.190	2.100	18	38	1–87577–6
6 OBSOLETE	4	1.690	.190	2.000	17	36	1–87577–5
6 OBSOLETE	4	1.590	.190	1.900	16	34	1–87577–4
6 OBSOLETE	4	1.490	.190	1.800	15	32	1–87577–3
6 OBSOLETE	4	1.390	.190	1.700	14	30	1–87577–2
6 OBSOLETE	4	1.290	.190	1.600	13	28	1–87577–1
6 OBSOLETE	4	1.190	.190	1.500	12	26	1–87577–0
6 OBSOLETE	4	1.090	.190	1.400	11	24	87577–9
6 OBSOLETE	4	.990	.190	1.300	10	22	87577–8
	4	.890	.190	1.200	9	20	87577–7
6 OBSOLETE	4	——	.490	1.100	8	18	87577–6
6 OBSOLETE	4	——	.390	1.000	7	16	87577–5
	4	——	.390	.900	6	14	87577–4
6 OBSOLETE	4	——	.290	.800	5	12	87577–3
	4	——	.290	.700	4	10	87577–2
6 OBSOLETE	4	——	.190	.600	3	8	87577–1

THIS DRAWING IS A CONTROLLED DOCUMENT.

TITLE J. GALLUCCI 11-10-89
CHK R. FLICKER 25-10-89
APVD
PRODUCT SPEC –
APPLICATION SPEC –
WEIGHT –

DIMENSIONS: INCHES
TOLERANCE UNLESS OTHERWISE SPECIFIED:
0 PLC ± –
1 PLC ± –
2 PLC ± –
3 PLC ± .005
4 PLC ± –
ANGLES ± –

MATERIAL: SEE TABLE
FINISH: SEE TABLE

Tyco Electronics Corporation
Harrisburg, Pa 17105-3608

NAME: HDR ASSY,MOD II,.100X.100 q .025 SQ POST, RT ANGLE W/DETENTS AND STAND–OFFS

SIZE A1 | CAGE CODE 00779 | DRAWING NO C-87577 | RESTRICTED TO –

CUSTOMER DRAWING | SCALE 4:1 | SHEET 1 OF 1 | REV M1

AMP 4805 REV 31MR2000

Downloaded from Elcodis.com electronic components distributor