THIS DRAWING IS UNPUBLISHED. RELEASED FOR PUBLICATION -.-.-
© COPYRIGHT - By - ALL RIGHTS RESERVED

UOC	DIST
AD	00

REVISIONS

P	LTR	DESCRIPTION	DATE	DRN	APVD
	AF3	REVISED PER ECO-11-004587	11MAR11	RK	HMR

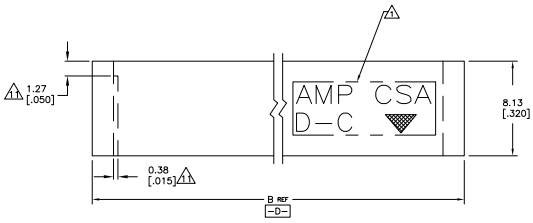

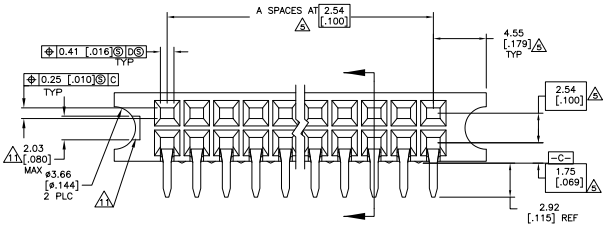

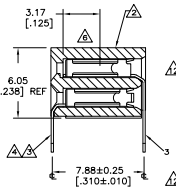

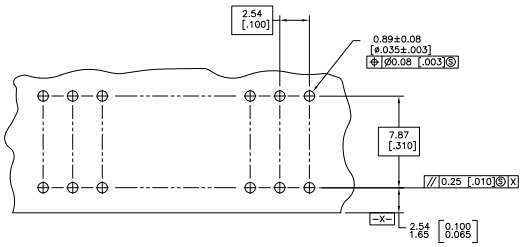

RECOMMENDED P.C. BOARD HOLE LAYOUT

1. "AMP", "CSA", "", AND "DATE CODE" WITH .062±.015 HIGH CHARACTERS WHERE SIZE PERMITS.
2. HOUSING: 1–70 POSITION SIZES MAY BE PPS, GLASS–FILLED OR PCT, GLASS–FILLED. POSITION SIZES GREATER THAN 70 WILL BE PPS, GLASS–FILLED.
3. CONTACT: PHOSPHOR BRONZE.
4. CONTACT FINISH: DUPLEX PLATED 0.00076 [.000030] GOLD IN CONTACT AREA, 0.00127–0.00254 [.000050–.000100] BRIGHT TIN–LEAD ON SOLDER TAILS, ALL OVER 0.00127 [.000050] NICKEL.
5. THESE DIMENSIONS PERTAIN TO CAVITY ℄'S ONLY, NOT TO CONTACT LOCATIONS.
6. POINT OF MEASUREMENT FOR PLATING THICKNESS (INSIDE CONTACT BEAMS).
7. CSA LOGO INK STAMPED WHITE ON HOUSING.
8. PRELIMINARY PART – NOT RELEASED FOR PRODUCTION.
9. CONTACT FINISH: DUPLEX PLATED 0.00076 [.000030] GOLD IN CONTACT AREA, 0.00127–0.00254 [.000050–.000100] MATTE TIN ON SOLDER TAILS, ALL OVER 0.00127 [.000050] NICKEL.
10. ROHS 2002/95/EC COMPLIANT.
11. RECESSED AREA AROUND MOLD GATE IS OPTIONAL. THIS FEATURE IS ALLOWABLE ON EITHER SIDE OF HOUSING OR MAY NOT BE PRESENT AT ALL.
12. OBSOLETE PARTS: OBSOLETE CIS STREAMLINING PER D.RENAUD/D.SINISI

OBSOLETE	9	34.49 [1.358]	10	22	8-532956-0	10	OBSOLETE	4	34.49 [1.358]	10	22	3-532956-0
12 OBSOLETE		39.57 [1.558]	12	26	~~7-532956-9~~	9 10			39.57 [1.558]	12	26	2-532956-9 9
OBSOLETE		62.43 [2.458]	21	44	7-532956-8	10	OBSOLETE		62.43 [2.458]	21	44	2-532956-8
OBSOLETE			79	160	7-532956-7	10	OBSOLETE					2-532956-7
OBSOLETE		24.33 [.958]	6	14	7-532956-6	10						2-532956-6
OBSOLETE		24.33 [.958]	6	14	7-532956-5	10	OBSOLETE		24.33 [.958]	6	14	2-532956-5
OBSOLETE		235.15 [9.258]	89	180	7-532956-4	10	OBSOLETE		235.15 [9.258]	89	180	2-532956-4
12 OBSOLETE		260.55 [10.258]	99	200	~~7-532956-3~~	10			260.55 [10.258]	99	200	2-532956-3
OBSOLETE		194.51 [7.658]	73	148	7-532956-2	10	OBSOLETE		194.51 [7.658]	73	148	2-532956-2
OBSOLETE		184.35 [7.258]	69	140	7-532956-1	10	OBSOLETE		184.35 [7.258]	69	140	2-532956-1
		171.65 [6.758]	64	130	7-532956-0	10			171.65 [6.758]	64	130	2-532956-0
OBSOLETE		169.11 [6.658]	63	128	6-532956-9	10	OBSOLETE		169.11 [6.658]	63	128	1-532956-9
12 OBSOLETE		158.95 [6.258]	59	120	~~6-532956-8~~	10			158.95 [6.258]	59	120	1-532956-8
12 OBSOLETE		146.25 [5.758]	54	110	~~6-532956-7~~	10			146.25 [5.758]	54	110	1-532956-7
		133.55 [5.258]	49	100	6-532956-6	10			133.55 [5.258]	49	100	1-532956-6
12 OBSOLETE		128.47 [5.058]	47	96	~~6-532956-5~~	10			128.47 [5.058]	47	96	1-532956-5
12 OBSOLETE		120.85 [4.758]	44	90	~~6-532956-4~~	10	12 OBSOLETE		120.85 [4.758]	44	90	~~1-532956-4~~
12 OBSOLETE		113.23 [4.558]	42	86	~~6-532956-3~~	10			113.23 [4.558]	42	86	1-532956-3
		108.15 [4.258]	39	80	6-532956-2	10			108.15 [4.258]	39	80	1-532956-2
12 OBSOLETE		97.99 [3.858]	35	72	~~6-532956-1~~	10			97.99 [3.858]	35	72	~~1-532956-1~~
		95.45 [3.758]	34	70	6-532956-0	10	12 OBSOLETE		95.45 [3.758]	34	70	~~1-532956-0~~
		82.75 [3.258]	29	60	5-532956-9	10			82.75 [3.258]	29	60	532956-9
		70.05 [2.758]	24	50	5-532956-8	10			70.05 [2.758]	24	50	532956-8
		57.35 [2.258]	19	40	5-532956-7	10			57.35 [2.258]	19	40	532956-7
		52.27 [2.058]	17	36	5-532956-6	10			52.27 [2.058]	17	36	532956-6
		44.65 [1.758]	14	30	5-532956-5	10			44.65 [1.758]	14	30	532956-5
		37.03 [1.458]	11	24	5-532956-4	10			37.03 [1.458]	11	24	532956-4
		31.95 [1.258]	9	20	5-532956-3	10			31.95 [1.258]	9	20	532956-3
		26.87 [1.058]	7	16	5-532956-2	10			26.87 [1.058]	7	16	532956-2
		21.79 [.858]	5	12	5-532956-1	10			21.79 [.858]	5	12	532956-1
	FINISH	B	A	NO OF POSN	PART NUMBER			FINISH	B	A	NO OF POSN	PART NUMBER

SUPERSEDED BY 6-532956-0

THIS DRAWING IS A CONTROLLED DOCUMENT.

DIMENSIONS: mm [INCHES]

TOLERANCE UNLESS OTHERWISE SPECIFIED: 0 PLC ± – ; 1 PLC ± – ; 2 PLC ± 0.13 [.005] ; 3 PLC ± – ; 4 PLC ± – ; ANGLES ± –

MATERIAL: HOUSING: 2 ; CONTACT: 3

FINISH: SEE TABLE

TITLE: K.L.CLOUSER/UTA 15MAR01
DR: DOUG SARVER 06/14/01
APD: DON FORKER 06/15/01

PRODUCT SPEC: –
APPLICATION SPEC: –
WEIGHT: –

TE Connectivity

NAME: RECEPTACLE ASSY, MOD II, DBL ROW, 2.54 X 2.54 [.100 X .100] CL, GUIDE PIN EARS, CLOSED ENTRY, SHORT-POINT-OF-CONTACT

SIZE	CAGE CODE	DRAWING NO	RESTRICTED TO
A1	00779	C-532956	–

CUSTOMER DRAWING | SCALE 6:1 | SHEET 1 OF 1 | REV AF3

4MOS (3/11)

Downloaded from Elcodis.com electronic components distributor