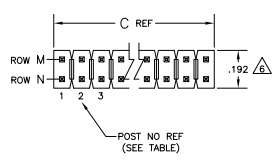
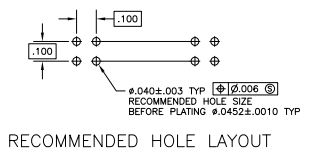
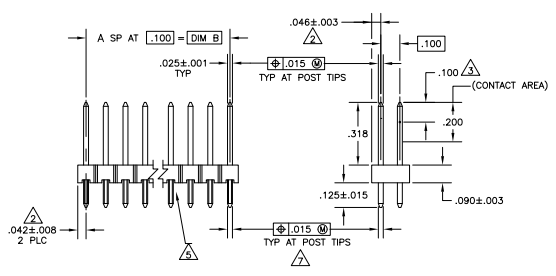


| REV | DATE | DESCRIPTION               | BY     | APP    |
|-----|------|---------------------------|--------|--------|
| AD  | 00   |                           |        |        |
| P2  |      | REVISED PER ECO-11-004820 | 11MR11 | RK HMR |



- TRUE POSITION TOLERANCE OF THE POST TIPS APPLIES WHEN THE HEADER IS HELD FLAT AGAINST THE PRINTED CIRCUIT BOARD.
- THE NOTED DIMENSIONS APPLY AT THE INTERSECTION OF THE POST AND HOUSING.
- POINT OF MEASUREMENT FOR PLATING THICKNESS.
- OBsolete PART NUMBER.
- RETENTION FEATURES ON SOLDER TAILS, LOCATED AT MANUFACTURERS OPTION.
- FOR 2 POSITION PART ONLY, THE NOTED DIMENSION IS .184
- $\varnothing .020 \text{ (M)}$  FOR KINKED TAILS
- OBsolete PARTS: OBsolete CIS STREAMLINING PER D.RENAUD/D.SINISI



|          | C     | B     | A   | NO OF POSN | ASSEMBLY PART NUMBER |
|----------|-------|-------|-----|------------|----------------------|
| OBsolete | 3.284 | 3.200 | 32  | 66         | 2-104433-4           |
|          | 1.784 | 1.700 | 17  | 36         | 2-104433-3           |
|          | 3.484 | 3.400 | 34  | 70         | 2-104433-2           |
|          | 2.184 | 2.100 | 21  | 44         | 2-104433-1           |
|          | 3.984 | 3.900 | 39  | 80         | 2-104433-0           |
| OBsolete | 2.984 | 2.900 | 29  | 60         | 1-104433-9           |
|          | 2.484 | 2.400 | 24  | 50         | 1-104433-8           |
|          | 1.984 | 1.900 | 19  | 40         | 1-104433-7           |
|          | 1.684 | 1.600 | 16  | 34         | 1-104433-6           |
| OBsolete | 1.484 | 1.400 | 14  | 30         | 1-104433-5           |
|          | 1.384 | 1.300 | 13  | 28         | 1-104433-4           |
|          | 1.284 | 1.200 | 12  | 26         | 1-104433-3           |
|          | 1.184 | 1.100 | 11  | 24         | 1-104433-2           |
| OBsolete | 1.084 | 1.000 | 10  | 22         | 1-104433-1           |
|          | .984  | .900  | 9   | 20         | 1-104433-0           |
| OBsolete | .884  | .800  | 8   | 18         | 1-104433-9           |
|          | .784  | .700  | 7   | 16         | 1-104433-8           |
| OBsolete | .684  | .600  | 6   | 14         | 1-104433-7           |
|          | .584  | .500  | 5   | 12         | 1-104433-6           |
|          | .484  | .400  | 4   | 10         | 1-104433-5           |
|          | .384  | .300  | 3   | 8          | 1-104433-4           |
|          | .284  | .200  | 2   | 6          | 1-104433-3           |
|          | .184  | .100  | 1   | 4          | 1-104433-2           |
|          | .084  | ---   | --- | 2          | 1-104433-1           |

THIS DRAWING IS A CONTROLLED DOCUMENT.

|        |        |          |    |     |
|--------|--------|----------|----|-----|
| INCHES | MM     | DATE     | BY | APP |
| 1/16   | 1.588  | 08/01/00 | AD |     |
| 1/8    | 3.175  |          |    |     |
| 3/16   | 4.763  |          |    |     |
| 1/4    | 6.350  |          |    |     |
| 5/16   | 7.938  |          |    |     |
| 3/8    | 9.525  |          |    |     |
| 1/2    | 12.700 |          |    |     |
| 5/8    | 15.875 |          |    |     |
| 3/4    | 19.050 |          |    |     |
| 7/8    | 22.225 |          |    |     |
| 1      | 25.400 |          |    |     |

TE Connectivity  
 HEADER ASSY, MOD II,  
 BREAKAWAY, DEL ROW, 100X.100 C  
 VERT. .025 SQ POSTS, WITH RETENTION FEATURE

SIZE: 100779 (S)=104433  
 CUSTOMER DRAWING