

4




3

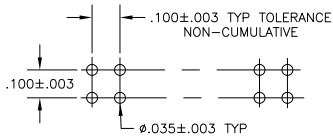
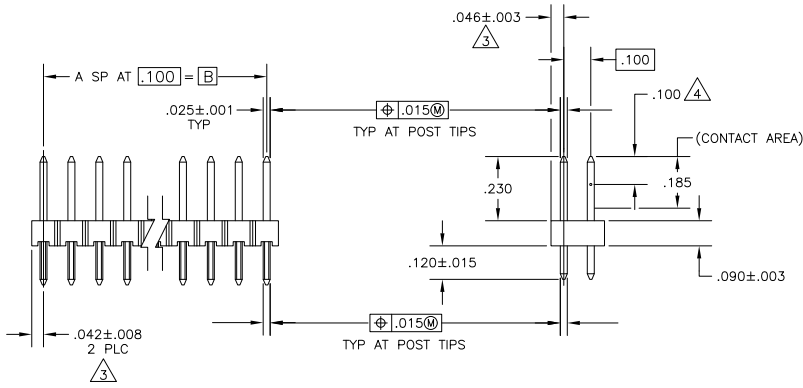
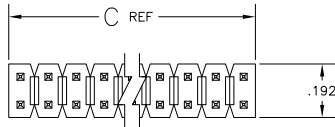
2

1















THIS DRAWING IS UNPUBLISHED. RELEASED FOR PUBLICATION. ALL RIGHTS RESERVED.

LOC	DIST	REVISONS		DATE	BY	APPD
AD	00	P	LTR			
		G2	REVISED PER ECO-11-004587	11MAR11	RK	HMR

- ASSEMBLY MAY BE BROKEN TO THE DESIRED NUMBER OF POSITIONS
 - TRUE POSITION TOLERANCE OF THE POST TIPS APPLIES WHEN THE HEADER IS HELD FLAT AGAINST THE PRINTED CIRCUIT BOARD
-  THE NOTED DIMENSIONS APPLY AT THE INTERSECTION OF THE POST AND HOUSING
 POINT OF MEASUREMENT FOR PLATING THICKNESS
 OBSOLETE PARTS: OBSOLETE CIS STREAMLINING PER D.RENAUD/D.SINISI



RECOMMENDED HOLE LAYOUT

Part No.	3.984	3.900	39	80	4-103240-0
	3.884	3.800	38	78	3-103240-9
	3.784	3.700	37	76	3-103240-8
	3.684	3.600	36	74	3-103240-7
	3.584	3.500	35	72	3-103240-6
	3.484	3.400	34	70	3-103240-5
	3.384	3.300	33	68	3-103240-4
	3.284	3.200	32	66	3-103240-3
	3.184	3.100	31	64	3-103240-2
	3.084	3.000	30	62	3-103240-1
	2.984	2.900	29	60	3-103240-0
 OBSOLETE	2.884	2.800	28	58	2-103240-9
 OBSOLETE	2.784	2.700	27	56	2-103240-8
 OBSOLETE	2.684	2.600	26	54	2-103240-7
 OBSOLETE	2.584	2.500	25	52	2-103240-6
 OBSOLETE	2.484	2.400	24	50	2-103240-5
 OBSOLETE	2.384	2.300	23	48	2-103240-4
 OBSOLETE	2.284	2.200	22	46	2-103240-3
 OBSOLETE	2.184	2.100	21	44	2-103240-2
 OBSOLETE	2.084	2.000	20	42	2-103240-1
 OBSOLETE	1.984	1.900	19	40	2-103240-0
	1.884	1.800	18	38	1-103240-9
 OBSOLETE	1.784	1.700	17	36	1-103240-8
	1.684	1.600	16	34	1-103240-7
	1.584	1.500	15	32	1-103240-6
 SUPERSEDED BY 6-146257-1	1.484	1.400	14	30	1-103240-5
	1.384	1.300	13	28	1-103240-4
 SUPERSEDED BY 6-146257-3	1.284	1.200	12	26	1-103240-3
	1.184	1.100	11	24	1-103240-2
 SUPERSEDED BY 6-146257-5	1.084	1.000	10	22	1-103240-1
	.984	.900	9	20	1-103240-0
	.884	.800	8	18	103240-9
	.784	.700	7	16	103240-8
	.684	.600	6	14	103240-7
	.584	.500	5	12	103240-6
	.484	.400	4	10	103240-5
	.384	.300	3	8	103240-4
	.284	.200	2	6	103240-3
	.184	.100	1	4	103240-2
	.084	—	—	2	103240-1
C	B	A	NO OF POSN	PART NUMBER	

THIS DRAWING IS A CONTROLLED DOCUMENT. DIM: H. MOLL 130C187
 CHK: T. CLARK 200C187
 APPD: T. CLARK 200C187

TE Connectivity

HEADR ASSY, MOD II, BREAKAWAY, DOUBLE ROW, .100X.100, VERTICAL, WITH .025 SQ POSTS

SIZE: A2 CASE CODE: C=103240 DRAWING NO: 103240

CUSTOMER DRAWING SCALE: 4:1 SHEET: 1 of 1 REV: G2

103240

A