THIS DRAWING IS UNPUBLISHED. RELEASED FOR PUBLICATION -.-.-
© COPYRIGHT - By - ALL RIGHTS RESERVED

UOC	DIST
AD	00

REVISIONS

P	LTR	DESCRIPTION	DATE	DWN	APVD
	N3	REVISED PER ECO-11-004587	11MAR11	RK	HMR

1. THE NOTED DIMENSIONS APPLY AT THE INTERSECTION OF THE POST AND HOUSING
2. POINT OF MEASUREMENT FOR PLATING THICKNESS
3. POSTS:.000030 GOLD IN CONTACT AREA, .000100–.000200 MATTE TIN–LEAD ON THE SOLDER TAIL, ALL OVER .000050 NICKEL
4. POSTS:.000030 GOLD IN CONTACT AREA, .000100–.000200 MATTE TIN ON THE SOLDER TAIL, ALL OVER .000050 NICKEL
5. OBSOLETE PARTS: OBSOLETE CIS STREAMLINING PER D.RENAUD/D.SINISI

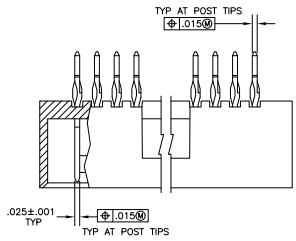

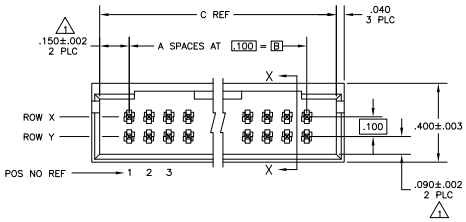

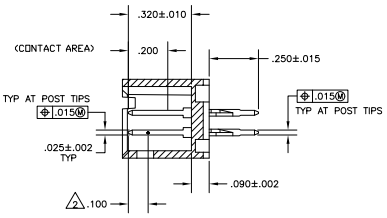

SECTION X–X

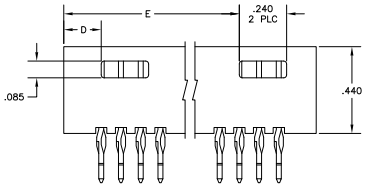

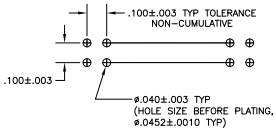

RECOMMENDED HOLE LAYOUT

5 OBSOLETE	1	5	NONE	.890	.190	1.200	.900	9	20	7–102557–9
5 OBSOLETE	1	NONE	NONE	1.090	.190	1.400	1.100	11	24	6–102557–7
5 OBSOLETE	1	NONE	NONE	——	.490	1.100	.800	8	18	6–102557–5
	1	NONE	NONE	——	.390	1.000	.700	7	16	6–102557–4
5 OBSOLETE	1	NONE	NONE	——	.390	.900	.600	6	14	6–102557–3
5 OBSOLETE	1	NONE	NONE	——	.290	.800	.500	5	12	6–102557–2
	1	NONE	NONE	——	.190	.600	.300	3	8	6–102557–1
	1	NONE	NONE	——	.190	.500	.200	2	6	6–102557–0
	1	NONE	NONE	——	.290	.700	.400	4	10	5–102557–9
	1	NONE	NONE	2.890	.190	3.200	2.900	29	60	5–102557–7
5 OBSOLETE	1	NONE	NONE	2.390	.190	2.700	2.400	24	50	5–102557–6
5 OBSOLETE	1	NONE	NONE	1.590	.190	1.900	1.600	16	34	5–102557–5
5 OBSOLETE	1	NONE	NONE	1.390	.190	1.700	1.400	14	30	5–102557–4
5 OBSOLETE	1	NONE	NONE	1.190	.190	1.500	1.200	12	26	5–102557–3
	1	NONE	NONE	.890	.190	1.200	.900	9	20	5–102557–2
	1	NONE	NONE	1.890	.190	2.200	1.900	19	40	5–102557–1
5 OBSOLETE	1	5	NONE	.890	.190	1.200	.900	9	20	2–102557–9
OBSOLETE	1	NONE	NONE	2.790	.190	3.100	2.800	28	58	2–102557–8
OBSOLETE	1	NONE	NONE	2.690	.190	3.000	2.700	27	56	2–102557–7
OBSOLETE	1	NONE	NONE	2.590	.190	2.900	2.600	26	54	2–102557–6
OBSOLETE	1	NONE	NONE	2.490	.190	2.800	2.500	25	52	2–102557–5
OBSOLETE	1	NONE	NONE	2.290	.190	2.600	2.300	23	48	2–102557–4
OBSOLETE	1	NONE	NONE	2.190	.190	2.500	2.200	22	46	2–102557–3
OBSOLETE	1	NONE	NONE	1.990	.190	2.300	2.000	20	42	2–102557–2
OBSOLETE	1	NONE	NONE	1.790	.190	2.100	1.800	18	38	2–102557–1
OBSOLETE	1	NONE	NONE	1.690	.190	2.000	1.700	17	36	2–102557–0
OBSOLETE	1	NONE	NONE	1.490	.190	1.800	1.500	15	32	1–102557–9
OBSOLETE	1	NONE	NONE	1.290	.190	1.600	1.300	13	28	1–102557–8
5 OBSOLETE	1	NONE	NONE	1.090	.190	1.400	1.100	11	24	1–102557–7
OBSOLETE	1	NONE	NONE	.990	.190	1.300	1.000	10	22	1–102557–6
5 OBSOLETE	1	NONE	NONE	——	.490	1.100	.800	8	18	1–102557–5
	1	NONE	NONE	——	.390	1.000	.700	7	16	1–102557–4
	1	NONE	NONE	——	.390	.900	.600	6	14	1–102557–3
	1	NONE	NONE	——	.290	.800	.500	5	12	1–102557–2
	1	NONE	NONE	——	.190	.600	.300	3	8	1–102557–1
	1	NONE	NONE	——	.190	.500	.200	2	6	1–102557–0
	1	NONE	NONE	——	.290	.700	.400	4	10	102557–9
OBSOLETE	1	NONE	NONE	2.090	.190	2.400	2.100	21	44	102557–8
	1	NONE	NONE	2.890	.190	3.200	2.900	29	60	102557–7
	1	NONE	NONE	2.390	.190	2.700	2.400	24	50	102557–6
5 OBSOLETE	1	NONE	NONE	1.590	.190	1.900	1.600	16	34	102557–5
	1	NONE	NONE	1.390	.190	1.700	1.400	14	30	102557–4
	1	NONE	NONE	1.190	.190	1.500	1.200	12	26	102557–3
	1	NONE	NONE	.890	.190	1.200	.900	9	20	102557–2
	1	NONE	NONE	1.890	.190	2.200	1.900	19	40	102557–1
PLATING		ROW Y	ROW X	E	D	C	B	A	NO OF POSN	ASSEMBLY PART NUMBER
		POSTS OMITTED								

THIS DRAWING IS A CONTROLLED DOCUMENT.

DIMENSIONS: INCHES

TOLERANCE UNLESS OTHERWISE SPECIFIED:
0 PLC ± –
1 PLC ± –
2 PLC ± –.–
3 PLC ± .005
4 PLC ± .–
ANGLES ± –

MATERIAL: HOUSING THERMOPLASTIC COLOR:BLACK
POSTS: Cu-Ni-Sn

FINISH: SEE TABLE

TYPE: H. MOLL HA/JJ07
CHK: L A. MAYER HA/JJ07
APVD: T C. CLARK HA/JJ07
PRODUCT SPEC: –
APPLICATION SPEC: –
WEIGHT: –

TE Connectivity

NAME: HDR ASSY, MOD II, COMPLIANT PIN, DBL ROW, .100X.100 C/L, 4 SIDED SHROUD

SIZE: A1 CAGE CODE: 00779 DRAWING NO: C-102557 RESTRICTED TO: –

CUSTOMER DRAWING SCALE: 4:1 SHEET 1 OF 1 REV: N3

4MOS (3/11)

Downloaded from Elcodis.com electronic components distributor