THIS DRAWING IS UNPUBLISHED. RELEASED FOR PUBLICATION -.-.-
© COPYRIGHT 2005 BY TYCO ELECTRONICS CORPORATION. ALL RIGHTS RESERVED.

LOC	DIST
AD	47

REVISIONS

P	LTR	DESCRIPTION	DATE	DRN	APVD
	G1	REVISED PE RECO-06-000572	10JAN06	JDP	DRD

1. HOUSING: HIGH TEMPERATURE THERMOPLASTIC, COLOR NATURAL.
   PIN CONTACTS: PHOSPHOR BRONZE.
   GROUND BUSSES: PHOSPHOR BRONZE.
2. PIN CONTACTS: 0.00076[.000030] MIN GOLD IN CONTACT AREA, 0.00063–0.00191[.000025–.000075] TIN–LEAD ON SOLDER TAIL, ALL OVER 0.00127–0.00254[.000050–.000100] NICKEL ON ENTIRE CONTACT.

   GROUND BUSSES: 0.00076[.000030] MIN GOLD IN CONTACT AREA, 0.00063–0.00191[.000025–.000075] TIN–LEAD ON SOLDER TAIL, ALL OVER 0.00127–0.00254[.000050–.000100] NICKEL ON ENTIRE BUS.
3. DATE CODE MARKED IN AREA INDICATED.
4. ONE GROUND BUS WITH 4 TAILS PER EACH 20 PIN CONTACTS.

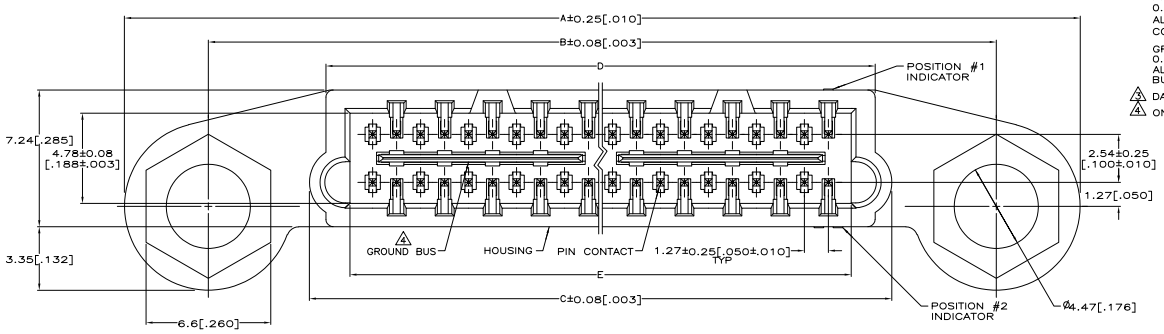

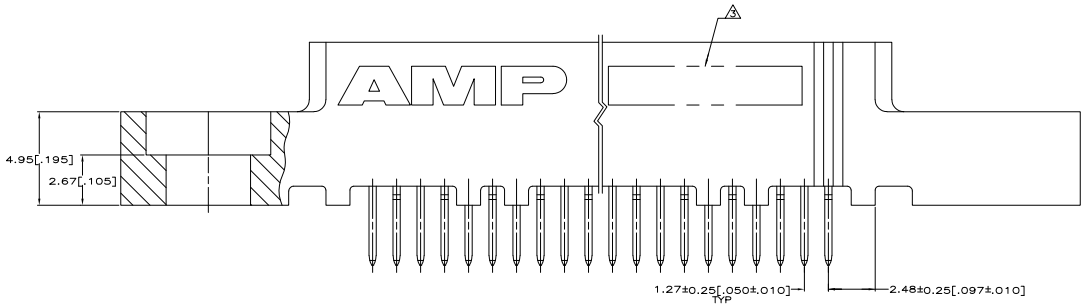

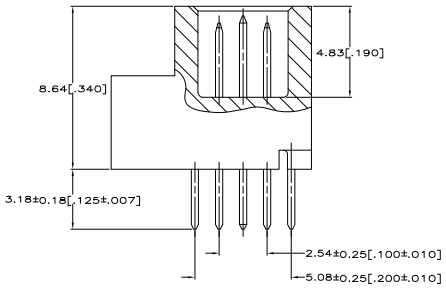

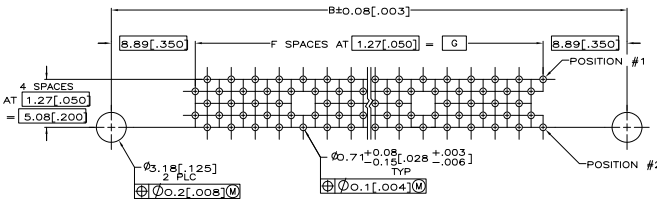

RECOMMENDED PC BOARD HOLE LAYOUT
(VIEWED FROM CONNECTOR SIDE)
SCALE 5:1

OBSOLETE	151.13[5.950]	119	153.62[6.048]	156.08[6.145]	157.84[6.214]	168.91[6.650]	177.8[7.000]	240	536303–6
OBSOLETE	128.43[5.450]	109	104.92[5.548]	143.38[5.645]	145.14[5.714]	156.21[6.150]	165.1[6.500]	220	536303–5
	125.73[4.950]	99	128.22[5.048]	130.68[5.145]	132.44[5.214]	143.51[5.650]	152.4[6.000]	200	536303–4
OBSOLETE	113.03[4.450]	89	115.52[4.548]	117.98[4.645]	119.74[4.714]	130.81[5.150]	139.7[5.500]	180	536303–3
	100.33[3.950]	79	102.82[4.048]	105.28[4.145]	107.04[4.214]	118.11[4.650]	127[5.000]	160	536303–2
	87.63[3.450]	69	90.12[3.548]	92.58[3.645]	94.34[3.714]	105.41[4.150]	114.3[4.500]	140	536303–1
	G	F	E	D	C	B	A	NO OF POS	PART NUMBER

THIS DRAWING IS A CONTROLLED DOCUMENT.

DIMENSIONS: mm [INCHES]

TOLERANCE UNLESS OTHERWISE SPECIFIED:
0 PLC ± –
1 PLC ± –
2 PLC ± –
3 PLC ± 0.13[.005]
4 PLC ± –
ANGLES ± –

MATERIAL 1 –
FINISH 2 –

DRN	J GERACE	1-28-93
CHK	J GERACE	1-28-93
APVD	J GERACE	1-28-93

PRODUCT SPEC 108–1272
APPLICATION SPEC –
WEIGHT –

Tyco Electronics Corporation
Harrisburg, PA 17105–3608

NAME: PLUG ASSEMBLY WITH GUIDES, VERTICAL, .125 SOLDER TAIL, BOARD TO BOARD, MICROSTRIP

SIZE A1 | CAGE CODE 00779 | DRAWING NO C–536303 | RESTRICTED TO –

CUSTOMER DRAWING | SCALE 10:1 | SHEET 1 OF 1 | REV G1

AMP 4805 REV 31MR2000

Downloaded from Elcodis.com electronic components distributor