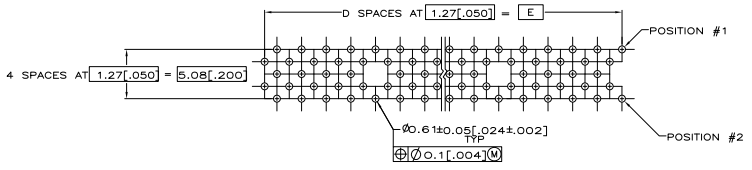
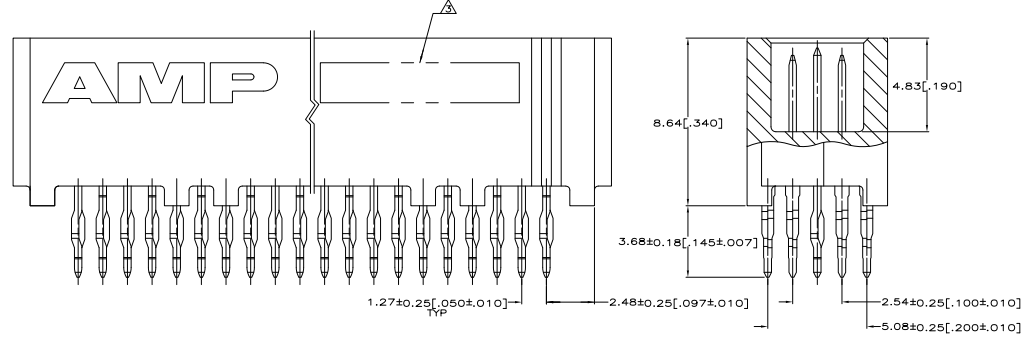
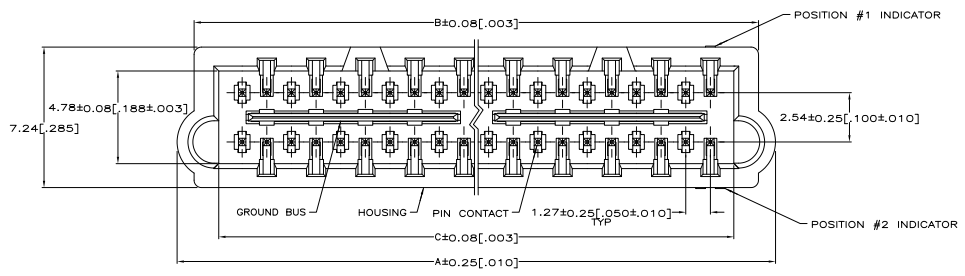


THIS DRAWING IS UNPUBLISHED
 ALL RIGHTS RESERVED

REV	DATE	DESCRIPTION	BY	CHKD
AD 47		REVISED PER EDD-11-624316		

- △ HOUSING: HIGH TEMPERATURE THERMOPLASTIC, COLOR NATURAL.
 PIN CONTACTS: PHOSPHOR BRONZE.
 GROUND BUSES: PHOSPHOR BRONZE.
- △ PIN CONTACTS & GROUND BUSES: 0.00076(0.00030) MIN. GOLD IN CONTACT AREA.
 0.00063-0.00191(0.00025-0.00075) TIN-LEAD ON SOLDER TAIL.
 ALL OVER 0.00127-0.00254(0.00050-0.00100) NICKEL ON ENTIRE CONTACT.
- △ GROUND BUSES: 0.00076(0.00030) MIN GOLD IN CONTACT AREA.
 0.00063-0.00191(0.00025-0.00075) TIN-LEAD ON SOLDER TAIL.
 ALL OVER 0.00127-0.00254(0.00050-0.00100) NICKEL ON ENTIRE BUS.
- △ DATE CODE MARKED IN AREA INDICATED.



RECOMMENDED PC BOARD HOLE LAYOUT
 (VIEWED FROM CONNECTOR SIDE)
 SCALE 5:1

OBSOLETE	151.13[5.950]	119	153.62[6.048]	156.08[6.145]	157.84[6.214]	240	1-536274-1
OBSOLETE	138.43[5.450]	109	140.92[5.548]	143.48[5.645]	145.14[5.714]	220	1-536274-0
OBSOLETE	125.73[4.950]	99	128.22[5.048]	130.68[5.145]	132.44[5.214]	200	536274-9
OBSOLETE	113.03[4.450]	89	115.52[4.548]	117.98[4.645]	119.74[4.714]	180	536274-8
	100.33[3.950]	79	102.82[4.048]	105.28[4.145]	107.04[4.214]	160	536274-7
	87.63[3.450]	69	90.12[3.548]	92.58[3.645]	94.34[3.714]	140	536274-6
	74.93[2.950]	59	77.42[3.048]	79.88[3.145]	81.64[3.214]	120	536274-5
	62.23[2.450]	49	64.72[2.548]	67.18[2.645]	68.94[2.714]	100	536274-4
	49.53[1.950]	39	52.02[2.048]	54.48[2.145]	56.24[2.214]	80	536274-3
	36.83[1.450]	29	39.32[1.548]	41.78[1.645]	43.54[1.714]	60	536274-2
	24.13[.950]	19	26.62[1.048]	29.08[1.145]	30.84[1.214]	40	536274-1
	E	D	C	B	A	NO OF POS	PART NUMBER

THIS DRAWING IS A CONTROLLED DOCUMENT.

DESIGNER	DATE	REVISED PER	DATE
108-1272	114-11005	A1	00779

TE Connectivity
 PLUG ASSEMBLY, 10.92[.430]
 STACK, 3.68[.145] ACTION PIN
 TAIL BOARD TO BOARD, MICRO-STRIP

CUSTOMER DRAWING