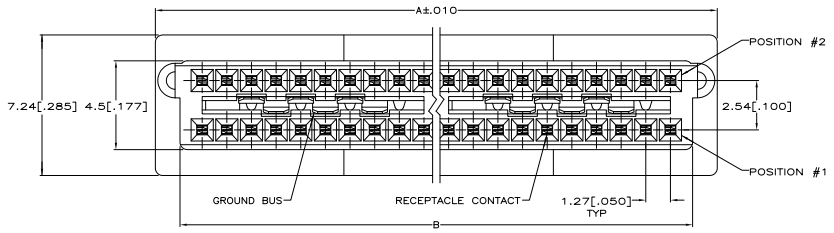
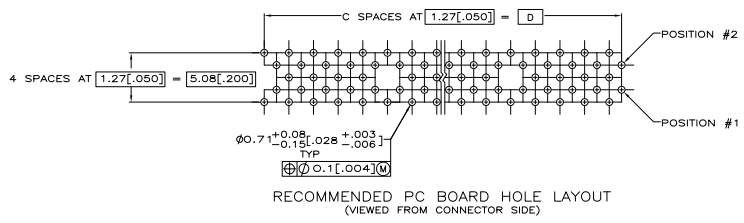
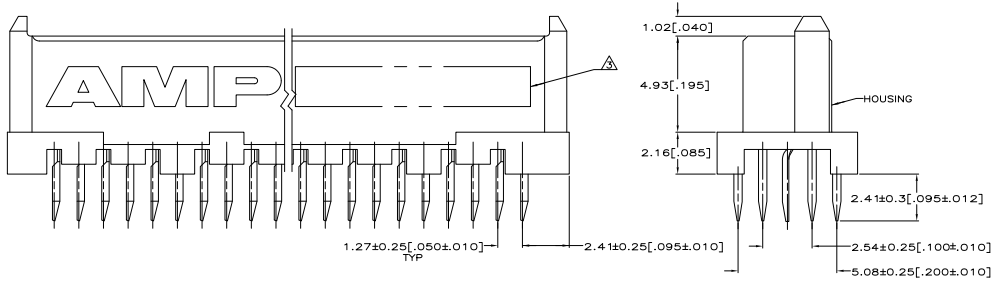


THIS DRAWING IS UNPUBLISHED
 ALL RIGHTS RESERVED

REV	DATE	DESCRIPTION	BY	CHK	APP
AD 25		REVISED PER EDD-11-004835			



- ⚠ HOUSING: HIGH TEMPERATURE THERMOPLASTIC, COLOR NATURAL.
RECEPTACLE CONTACTS: PHOSPHOR BRONZE.
GROUND BUSES: PHOSPHOR BRONZE.
- ⚠ CONTACTS & GROUND BUSES: 0.00076(.00030) MIN. GOLD PER ASTM B 488 ON CONTACT AREA, 0.00254-0.00762(.000100-.000300) MATTE TIN PER ASTM B 545 ON SOLDER TAIL, ALL OVER 0.00127-0.00254(.000050-.000100) MATTE NICKEL PER SAE AMS-QQ-N-290 ON ENTIRE CONTACT.
- ⚠ DATE CODE MARKED IN AREA INDICATED, ON SAME SIDE AS AMP LOGO.



RECOMMENDED PC BOARD HOLE LAYOUT
 (VIEWED FROM CONNECTOR SIDE)

151.13[5.950]	119	153.34[6.037]	155.96[6.140]	240	2-5536279-1
138.43[5.450]	109	140.64[5.537]	143.26[5.640]	220	5536279-0
125.73[4.950]	99	127.94[5.037]	130.56[5.140]	200	5536279-9
113.03[4.450]	89	115.24[4.537]	117.86[4.640]	180	5536279-8
100.33[3.950]	79	102.54[4.037]	105.16[4.140]	160	5536279-7
87.63[3.450]	69	89.84[3.537]	92.46[3.640]	140	5536279-6
74.93[2.950]	59	77.14[3.037]	79.76[3.140]	120	5536279-5
62.23[2.450]	49	64.44[2.537]	67.06[2.640]	100	5536279-4
49.53[1.950]	39	51.74[2.037]	54.36[2.140]	80	5536279-3
36.83[1.450]	29	39.01[1.537]	41.66[1.640]	60	5536279-2
24.13[.950]	19	26.34[1.037]	28.96[1.140]	40	5536279-1
D	C	B	A	NO OF POS	PART NUMBER

THIS DRAWING IS A CONTROLLED DOCUMENT. DATE: 01-30-03

TE Connectivity

RECEPTACLE ASSEMBLY, VERTICAL, .095 TAIL, BOARD TO BOARD, MICROSTRIP

114-11005

108-1272

114-11005

100779

10:1