

4

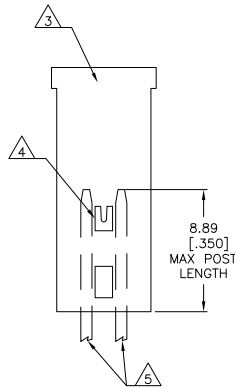
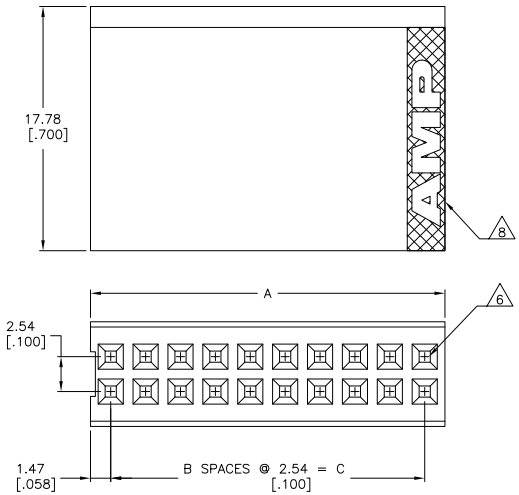
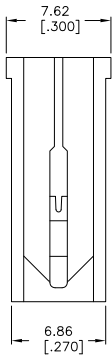

3

2

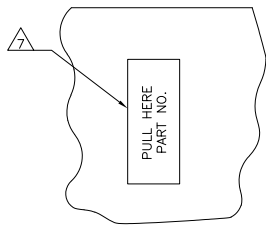
1

THIS DRAWING IS UNPUBLISHED. RELEASED FOR PUBLICATION.
 © COPYRIGHT BY TYCO ELECTRONICS CORPORATION. ALL RIGHTS RESERVED.

LOC		DIST		REVISIONS			
F	LNK	DATE	BY	APP'D	DESCRIPTION	DATE	BY
K1		REVISED PER ECO-09-020932	OBSEPO9	KK	AEG		



- 1 PULL ON HOUSING TO REMOVE FROM POSTS. DO NOT CONFINE THE CONDUCTORS OR PULL ON THE CONDUCTORS DURING REMOVAL ACTION.
- 2 ACCEPTS CONTACT P/N 87124.
- 3 MOLDED CHARACTERS THIS END.
- 4 EXTRACTION SLOT MAY BE PARTIALLY FLASHED OVER ONE END ONLY.
- 5 0.62 [.025] SQUARE POST SHOWN FOR REFERENCE ONLY.
- 6 CAVITY ACCEPTS 0.62 [.025] SQUARE POST (TYPICAL).
- 7 MARKED (WHITE) 1.5 [.06] CHARACTERS AS SHOWN IN APPROXIMATE CENTER OF HOUSING. "PULL HERE" AND "PART NO." WILL APPEAR ON HOUSINGS 6 POSITIONS AND LARGER.
- 8 AMP LOGO MOLDED IN TEXTURED AREA, AREA REISED .0003 - .0007 HIGH AND MAY BE ON EITHER SIDE OF THE PART.
- 9 OBSOLETE PARTS: OBSOLETE CIS STREAMLINING PER D.RENAUD/D.SINISI



	STAMPED	22.86 [.900]	9	25.81 [1.016]	20	87131-6
9	OBSOLETE	10.16 [.400]	4	13.11 [.516]	10	87131-5
	UNSTAMPED	22.86 [.900]	9	25.81 [1.016]	20	87131-3
	UNSTAMPED	10.16 [.400]	4	13.11 [.516]	10	87131-2
9	OBSOLETE	2.54 [.100]	1	5.49 [.216]	4	87131-1
	REMARKS	C	B	A	NO. OF POSN	PART NUMBER

THIS DRAWING IS A CONTROLLED DOCUMENT.		DRM E. BRANDBERG 2-25-93	Tyco Electronics Corporation Harrisburg, PA 17105-3608	
DIMENSIONS: mm [INCHES]		CHK S. SHUEY 2-25-93	NAME S. SHUEY 2-25-93	
TOLERANCES UNLESS OTHERWISE SPECIFIED:		PRODUCT SPEC.		
0 PLG ± .01		APPLICATION SPEC.		
1 PLG ± .01		SIZE CASE CODE DRAWING NO		
2 PLG ± .01		WEIGHT		
3 PLG ± 0.12 (.005)		A2 00779 C-87131		
4 PLG ± .01		FINISH		
MATERIAL GLASS FILLED POLYESTER COLOR: TAN, BROWN OR BLACK		CUSTOMER DRAWING		
RESTRICTED TO		SCALE: 5:1 SHEET 1 of 1 REV K1		

AMP 1471-9 REV 31MM2000

871.131

A

REV K1