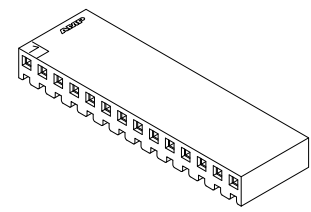
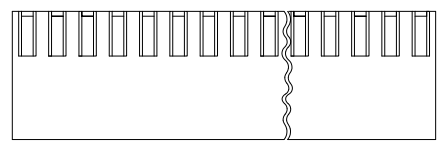
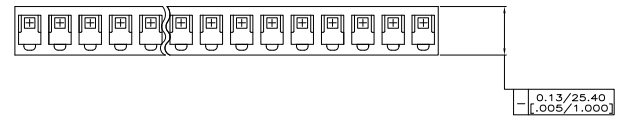
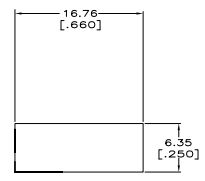
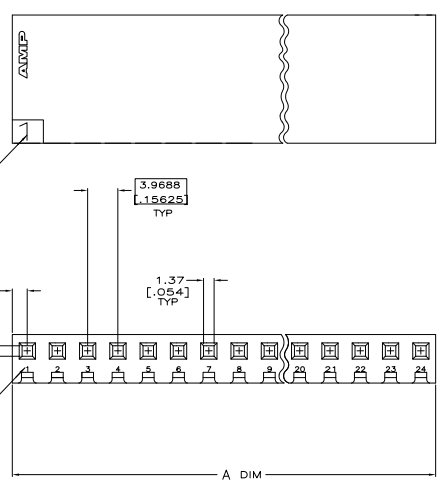


THIS DRAWING IS UNAPPROVED FOR PRODUCTION  
 ALL WORK HOLDINGS

REV	DATE	DESCRIPTION	BY	CHK
CM	54			
R1		REVISED PER EOO-11-00487	11MM11	RK HMR

1. UNIT ACCEPTS 1.14 [.045] SQUARE OR ROUND POST.
  2. UNIT ACCEPTS STANDARD SL-156 CONTACTS.
  3. UNIT ACCEPTS KEYING PLUG 640254-1 AND KEYING PIN 640255-1.
- △ CIRCUIT I.D. NUMBER(S) TO BE LOCATED SEQUENTIALLY AS SHOWN OR ONLY NO. 1 CIRCUIT PLACED ON TOP OF HOUSING.
5. DIMENSIONS IN BRACKETS ARE IN INCHES.



3-DIMENSIONAL MODEL  
 NTS  
**METRIC**

95.15	[3.746]	24	2-640251-4
91.19	[3.590]	23	2-640251-3
87.20	[3.433]	22	2-640251-2
83.24	[3.277]	21	2-640251-1
79.27	[3.121]	20	2-640251-0
75.31	[2.965]	19	1-640251-9
71.32	[2.808]	18	1-640251-8
67.36	[2.652]	17	1-640251-7
63.40	[2.496]	16	1-640251-6
59.44	[2.340]	15	1-640251-5
55.45	[2.183]	14	1-640251-4
51.49	[2.027]	13	1-640251-3
47.52	[1.871]	12	1-640251-2
43.56	[1.715]	11	1-640251-1
39.57	[1.558]	10	1-640251-0
35.61	[1.402]	9	640251-9
31.65	[1.246]	8	640251-8
27.69	[1.090]	7	640251-7
23.70	[0.933]	6	640251-6
19.74	[0.777]	5	640251-5
15.77	[0.621]	4	640251-4
11.81	[0.465]	3	640251-3
7.82	[0.308]	2	640251-2
3.86	[0.152]	1	640251-1

THIS DRAWING IS A CONTROLLED DOCUMENT. NO LOANS, NO REPRODUCTION, NO ALTERATION, NO DISTRIBUTION.

NO. OF CIRCUITS: 24

PART NO: 640251-4

TE Connectivity

HOUSING WITHOUT LOCKING  
 RAMP, SL-156

DATE: 00779  
 REV: 4:1

CUSTOMER DRAWING