THIS DRAWING IS UNPUBLISHED. RELEASED FOR PUBLICATION -.-.-
© COPYRIGHT - - BY TYCO ELECTRONICS CORPORATION. ALL RIGHTS RESERVED.

LOC	DIST
DF	F5

REVISIONS

P	LTR	DESCRIPTION	DATE	DRN	APVD
	E	REV PER ECO-07-004569	08MAR07	PY	ND

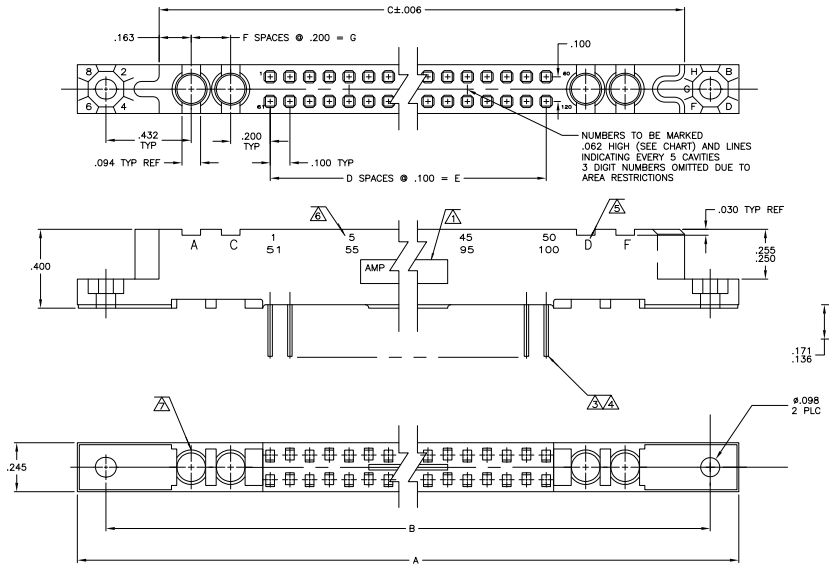

1. "AMP" PART NO & DATE CODE MARKED WITHIN THIS AREA.
2. HOUSING MATERIAL: DIALLYL PHTHALATE, COLOR: BLUE.
3. CONTACT FINISH: .000050 GOLD IN CONTACT ENGAGEMENT AREA, .000100 MIN. TIN–LEAD ON CONTACT TAIL OVER .000030 MIN. NICKEL ON ENTIRE CONTACT.
4. CONTACT MATERIAL: BERYLLIUM COPPER (BeCu) OR COPPER NICKEL SILICONE (CuNiSi)
5. COAX POSITIONS (A,B,C,D,E,F) MARKED THIS SIDE ONLY.
6. NUMBERS INDICATING EVERY FIFTH CAVITY MARKED THIS SIDE.
7. WILL ACCEPT MICROMINIATURE COAX CONTACT: SEE AMP DATA SHEET 80–600. INSERT COAX CONTACT FROM THIS SIDE BEFORE MOUNTING TO P.C.BOARD
8. CONNECTOR SIDE

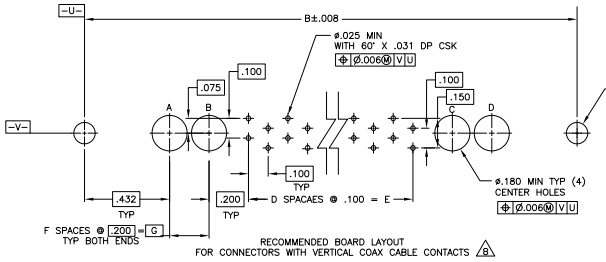

RECOMMENDED BOARD LAYOUT
FOR CONNECTORS WITH VERTICAL COAX CABLE CONTACTS 8

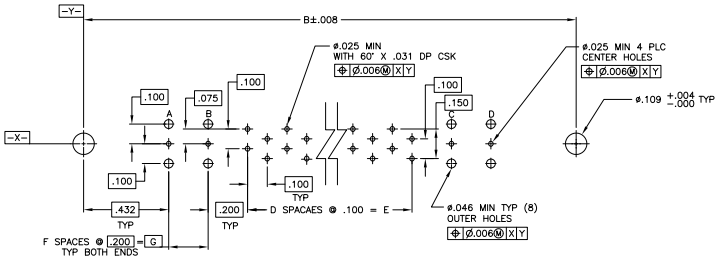

RECOMMENDED BOARD LAYOUT
FOR CONNECTORS WITH VERTICAL COAX PC BOARD CONTACTS 8

OBSOLETE	1 – 57 56 – 112	.400	2	5.500	55	7.165	7.565	7.855	6	112	1–533639–0
OBSOLETE	1 – 52 51 – 102	.400	2	5.000	50	6.665	7.065	7.355	6	102	533639–9
OBSOLETE	1 – 47 46 – 92	.400	2	4.500	45	6.165	6.565	6.855	6	92	533639–8
OBSOLETE	1 – 42 41 – 82	.400	2	4.000	40	5.665	6.065	6.355	6	82	533639–7
OBSOLETE	1 – 37 36 – 72	.400	2	3.500	35	5.165	5.565	5.855	6	72	533639–6
	1 – 32 31 – 62	.400	2	3.000	30	4.665	5.065	5.355	6	62	533639–5
OBSOLETE	1 – 27 26 – 52	.400	2	2.500	25	4.165	4.565	4.855	6	52	533639–4
OBSOLETE	1 – 22 21 – 42	.400	2	2.000	20	3.665	4.065	4.355	6	42	533639–3
OBSOLETE	1 – 17 16 – 32	.400	2	1.500	15	3.165	3.565	3.855	6	32	533639–2
	1 – 12 11 – 22	.400	2	1.000	10	2.665	2.065	3.355	6	22	533639–1
	CAVITY IDENT	G	F	E	D	C	B	A	NO OF COAX POS	NO OF BOX POS	ASSEMBLY NUMBER

THIS DRAWING IS A CONTROLLED DOCUMENT.

DIMENSIONS: INCHES
TOLERANCE UNLESS OTHERWISE SPECIFIED: 0 PLC ± – ; 1 PLC ± – ; 2 PLC ± .010 ; 3 PLC ± .005 ; 4 PLC ± – ; ANGLES ± –
MATERIAL 2, 4
FINISH 3

DR T.KRAYBILL 12FEB04
CHK C.THOMAS
APVD C.THOMAS 12FEB04
PRODUCT SPEC –
APPLICATION SPEC –
WEIGHT –

Tyco Electronics Corporation
Harrisburg, PA 17105–3608

NAME: RECEPTACLE ASSEMBLY, 1000 SERIES BOX, WITH 6COAX CAVITIES, EXTERNAL KEYING, AND FLOW SOLDER CONTACTS

SIZE	CAGE CODE	DRAWING NO	RESTRICTED TO
A1	00779	C–533639	–

CUSTOMER DRAWING | SCALE 4:1 | SHEET 1 OF 1 | REV E

AMP 4805 REV 31MAR2000

Downloaded from Elcodis.com electronic components distributor