THIS DRAWING IS UNPUBLISHED. RELEASED FOR PUBLICATION -.-.-
© COPYRIGHT - - BY TYCO ELECTRONICS CORPORATION. ALL RIGHTS RESERVED.

UOI	DIST
DF	F1

REVISIONS

#	LTR	DESCRIPTION	DATE	BY	APVD
	F	REV PER ECO-07-024748	22OCT07	PY	DW
	G	REV PER ECO-08-014327	08-04-08	PK	JW

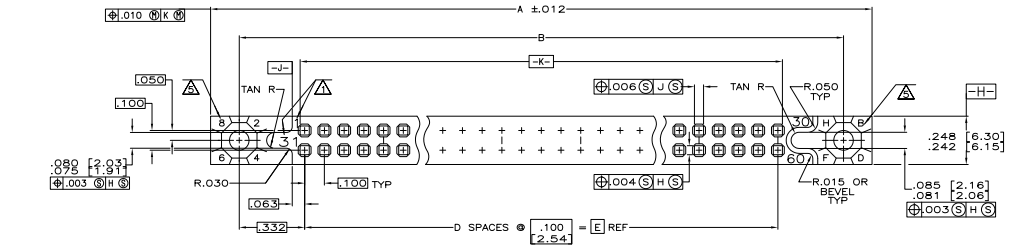

1. NUMBERS AND LINES INDICATING EVERY FIVE CAVITIES TO BE MARKED .062 HIGH CHARS PER AMP SPEC 115-1105.
2. CUSTOMER PART NUMBER, AMP, DATE CODE AND AMP PART NUMBER MARKED IN THIS AREA.
3. MEETS ALL APPLICABLE REQUIREMENTS OF MIL-C-55302.
4. NUMBERS INDICATING EVERY FIVE CAVITIES MARKED ON SIDE.
5. KEY POSITION IDENTIFICATIONS MOLDED ON SURFACES SHOWN.
6. CONTACT FINISH: .000050 [0.001270] GOLD IN CONTACT AREA .000100 [0.025400] MIN TIN-LEAD ON SOLDER TAILS, ALL OVER .000030 [0.000762] - .000150 [0.00381] NICKEL.
7. EPOXY SEALANT ADDED TO BOTTOM OF HOUSING.
8. CONTACT MATERIAL: BERYLLIUM COPPER (BeCu) OR COPPER NICKEL SILICONE (CuNiSi)

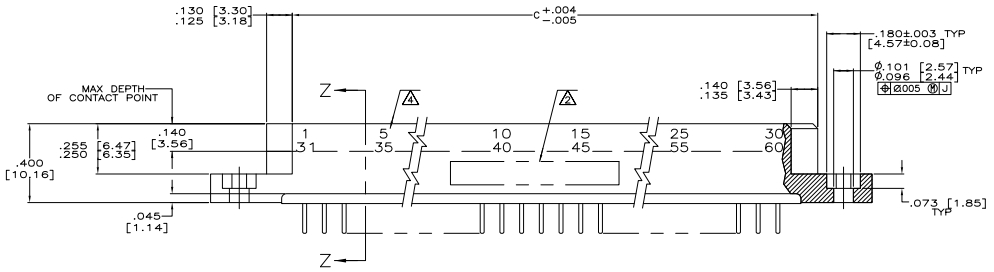

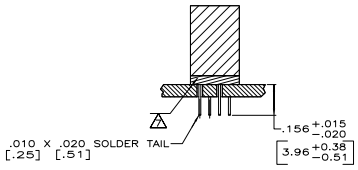

SECTION Z-Z
FLOW SOLDER TYPE

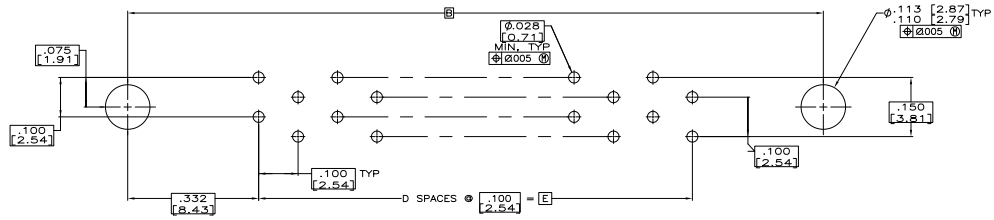

CONNECTOR SIDE RECOMMENDED P.C. BOARD LAYOUT

MILITARY PART NUMBER	CUSTOMER PART NUMBER	CONTACT IDENT. NUMBERS	E	D	C	B	A	NO OF POSN	PART NUMBER
M55302/27-189	-	1,55,56,100	5.400 [137.16]	54	5.665 [143.89]	6.065 [154.05]	6.355 [161.42]	110	530882-9
M55302/27-188	-	1,50,51,100	4.900 [124.46]	49	5.165 [131.19]	5.565 [141.35]	5.855 [148.72]	100	530882-8
M55302/27-187	-	1,45,46,90	4.400 [111.76]	44	4.665 [118.49]	5.065 [128.65]	5.355 [136.02]	90	530882-7
M55302/27-186	-	1,40,41,80	3.900 [99.06]	39	4.165 [105.79]	4.565 [115.95]	4.855 [123.32]	80	530882-6
M55302/27-185	-	1,35,36,70	3.400 [86.36]	34	3.665[93.09]	4.065 [103.25]	4.355 [110.62]	70	530882-5
M55302/27-184	-	1,30,31,60	2.900 [73.66]	29	3.165 [80.39]	3.565 [90.55]	3.855 [97.92]	60	530882-4
M55302/27-183	4060047-3	1,25,26,50	2.400 [60.96]	24	2.655 [67.69]	3.065 [77.85]	3.355 [85.22]	50	530882-3
M55302/27-182	4060047-2	1,20,21,40	1.900 [48.26]	19	2.165 [54.99]	2.565 [65.15]	2.855 [72.52]	40	530882-2
M55302/27-181	4060047-1	1,15,16,30	1.400 [35.56]	14	1.665 [42.29]	2.065 [52.45]	2.355 [59.82]	30	530882-1

THIS DOCUMENT CONTAINS TECHNICAL DATA AS DEFINED IN 22CFR PART 120.10 OF THE INTERNATIONAL TRAFFIC IN ARMS REGULATIONS (ITAR) AND IS SUBJECT TO THE EXPORT CONTROL LAWS OF THE U.S. GOVERNMENT. TRANSFER OF THIS DATA BY ANY MEANS TO A FOREIGN PERSON, AS DEFINED IN 22CFR PART 120.16 OF ITAR, WHETHER IN THE U.S. OR ABROAD, WITHOUT AN EXPORT LICENSE OR OTHER APPROVAL FROM THE U.S. DEPARTMENT OF STATE, IS PROHIBITED.

THIS DRAWING IS A CONTROLLED DOCUMENT.

DIMENSIONS: INCHES
TOLERANCE UNLESS OTHERWISE SPECIFIED:
0 PLC ± -
0 PLC ± -
2 PLC ± -
3 PLC ± -
4 PLC ± -
ANGLES ± -
MATERIAL - 8
FINISH - 6

DR	P.VEAGER	3-18-05
CK	D.MILLER	
APD	D.MILLER	3-18-05
PRODUCT SPEC	—	
APPLICATION SPEC	—	
WEIGHT	—	

Tyco Electronics
Tyco Electronics Corporation
Harrisburg, PA 17105-3608

NAME: RCPT ASSY, 1000 SERIES BOX,SEALED W/ .010 X .020 POSTS & EXTERNAL KEYING

SIZE	CAGE CODE	DRAWING NO	RESTRICTED TO
A1	00779	C-530882	—

CUSTOMER DRAWING | SCALE 4:1 | SHEET 1 OF 1 | REV G

AMP 4805 REV 31MAR2000

11AUG2008 ua018412 H:\docmod\530882_1_c.dwg

Downloaded from Elcodis.com electronic components distributor