THIS DRAWING IS UNPUBLISHED. RELEASED FOR PUBLICATION -.-.-
© COPYRIGHT - BY TYCO ELECTRONICS CORPORATION. ALL RIGHTS RESERVED.

UOC	DIST
DF	F0

REVISIONS

P	LTR	DESCRIPTION	DATE	DRN	APVD
	F	REV PER ECO 09-019912	21SEP09	PY	DM

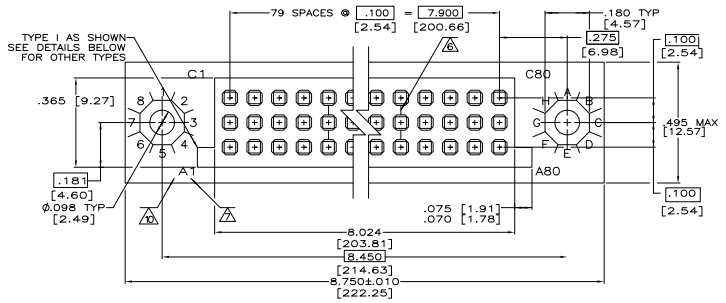

1. MILITARY PART NUMBER, 00779, DATE CODE, PART NUMBER & AMP MARKED ON OPPOSITE SIDE.
2. HOUSING MATERIAL: POLYPHENYLENE SULFIDE.
3. CONTACT MATERIAL: BERYLLIUM COPPER (bEcU) OR COPPER-NICKEL-SILICON (CuNiSi).
4. CONTACT FINISH: .000050 GOLD IN CONTACT AREA, .000100 TIN-LEAD ON SOLDER TAILS, OVER .000030 NICKEL ENTIRE CONTACT.
5. P. C. BOARD MOUNTED CONNECTORS DO NOT REQUIRE STABILIZERS.
6. LINES INDICATING EVERY FIVE CAVITIES ON THIS SURFACE EXCEPT END CAVITIES, STARTING FROM POSITION 1.
7. NUMBERS INDICATING END CAVITIES ON THIS SURFACE .062±.010 HIGH CHARACTERS.
8. KEYS (2) AND KEY MOUNTING HARDWARE (2) PACKAGED WITH CONNECTOR.
9. TESTING: GROUP A AND B PER MIL-C-55302.
10. LETTERS INDICATING OUTSIDE ROWS ON THIS SURFACE.
11. CONTACT FINISH: .000050 GOLD OVER .000030 NICKEL OVER ENTIRE CONTACT.
12. STABILIZER EPOXIED TO HOUSING.

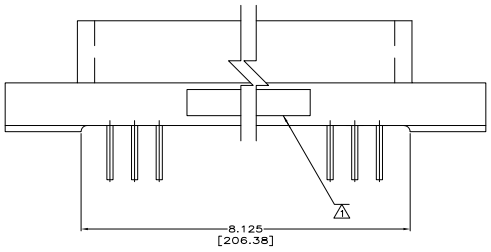

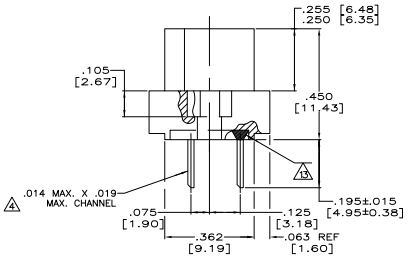

FLOW SOLDER POST CONTACTS
(-1, -3, -5, -7, OUTSIDE ROWS ONLY, AS SHOWN)
(-9, 1- -1, 1- -3, 1- -5, WITH ALL 3 ROWS FULLY LOADED)

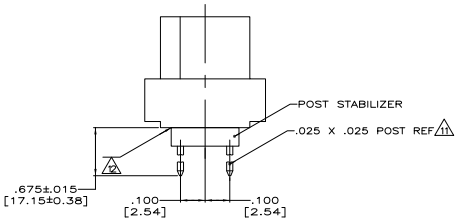

WRAP TYPE POST 3-HIGH CONTACT
(-2, -4, -6, -8, OUTSIDE ROWS ONLY)
(1- -0, 1- -2, 1- -4, 1- -6, WITH ALL 3 ROWS FULLY LOADED)

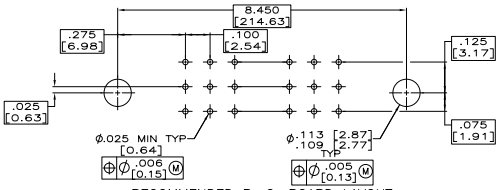

RECOMMENDED P. C. BOARD LAYOUT
FLOW SOLDER TYPE

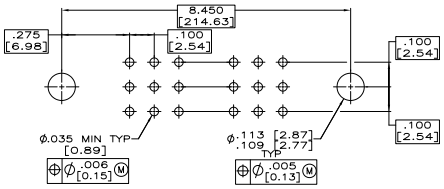

RECOMMENDED P. C. BOARD LAYOUT
WIRE WRAP TYPE

11	M55302/130-16	240	IV	240	1-447208-6
2	M55302/130-15	240	IV	240	1-447208-5
11	M55302/130-14	240	III	240	1-447208-4
2	M55302/130-13	240	III	240	1-447208-3
11	M55302/130-12	240	II	240	1-447208-2
2	M55302/130-11	240	II	240	1-447208-1
11	M55302/130-10	240	I	240	1-447208-0
2	M55302/130-09	240	I	240	447208-9
11	M55302/130-08	160	IV	240	447208-8
2	M55302/130-07	160	IV	240	447208-7
11	M55302/130-06	160	III	240	447208-6
2	M55302/130-05	160	III	240	447208-5
11	M55302/130-04	160	II	240	447208-4
2	M55302/130-03	160	II	240	447208-3
11	M55302/130-02	160	I	240	447208-2
2	M55302/130-01	160	I	240	447208-1
FINISH	MILITARY PART NUMBER	NUMBER OF CONTACTS	TYPE	NUMBER OF POSITIONS	PART NUMBER

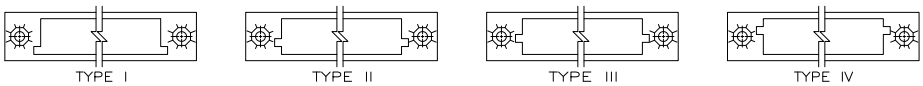

THIS DRAWING IS A CONTROLLED DOCUMENT.

DIMENSIONS: INCHES

TOLERANCE UNLESS OTHERWISE SPECIFIED
0 PLC ± -
1 PLC ± -
2 PLC ± -
3 PLC ± .005 [0.13]
4 PLC ± -
ANGLES ± -

MATERIAL - 2 3
FINISH SEE TABLE

DR SHUEY 6-6-90
DS D.MILLER 6-1-90
APD D.MILLER 6-1-90
PRODUCT SPEC —
APPLICATION SPEC —
WEIGHT —

Tyco Electronics
Tyco Electronics Corporation
Harrisburg, PA 17105-3608

NAME RECEPTACLE ASSEMBLY,BOX, .100 C/L, W/KEYING HARDWARE
SIZE A1 | CAGE CODE 00779 | DRAWING NO C-447208 | RESTRICTED TO —
CUSTOMER DRAWING | SCALE 5:1 | SHEET 1 OF 1 | REV F

Downloaded from Elcodis.com electronic components distributor