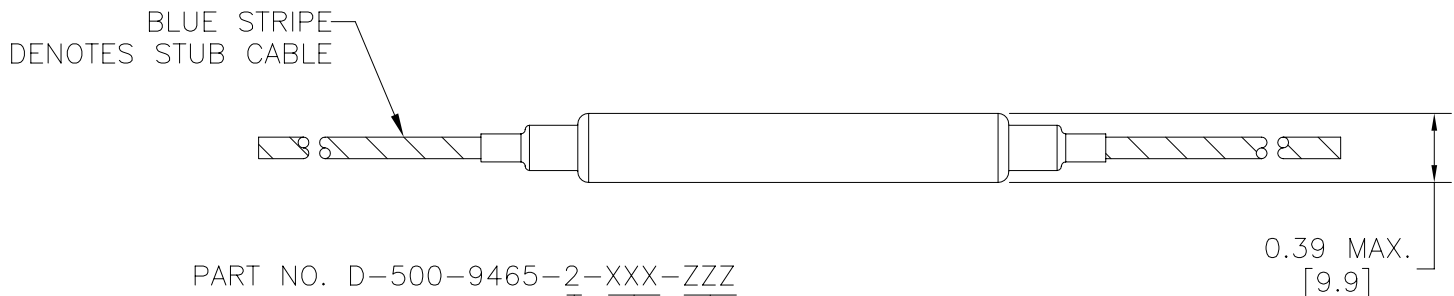
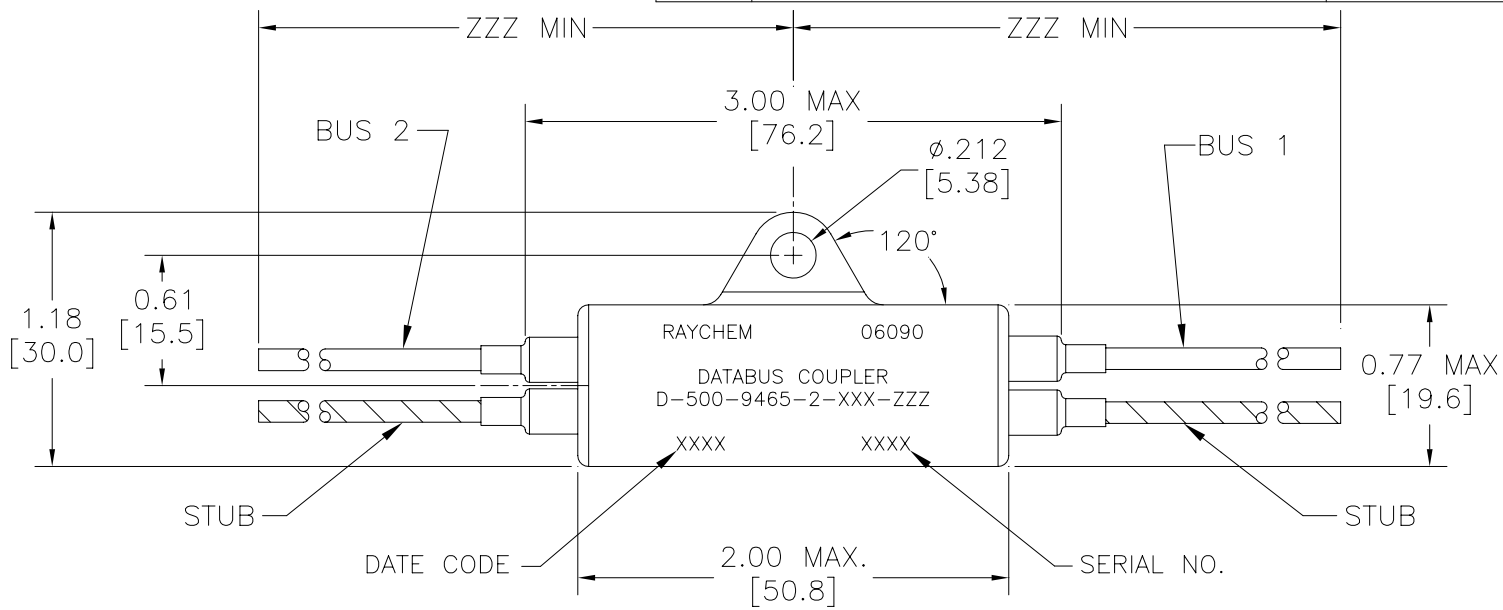


REVISION		
REV	DESCRIPTION	DATE
D	REVISED DWG PER DCR NO. C050824	1/10/06



PART NO. D-500-9465-2-XXX-ZZZ

2 = DOUBLE STUB

LENGTH OF CABLE (INCHES)

CABLE

S16 = OPTIMIZED SINGLE SHIELD
 S36 = OPTIMIZED DOUBLE SHIELD
 S86 = EMP HARDENED

COMONENT NUMBER	BUS CABLE	STUB CABLE
D-500-9465-2-S16-ZZZ	7724S1664-9	7724S1664-96
D-500-9465-2-S36-ZZZ	7724S3664-9	7724S3664-96
D-500-9465-2-S86-ZZZ	7724S8664-9	7724S8664-96

© 2006 Tyco Electronics Corporation. All Rights Reserved.

SPECIFICATION CONTROL DRAWING			
UNLESS OTHERWISE SPECIFIED DIMENSIONS ARE INCHES. METRIC DIMENSIONS ARE IN BRACKETS. DECIMAL TOLERANCES .XXX ± 0.005 [0.13 mm] .XX ± 0.010 [0.25 mm] .X ± 0.020 [0.50 mm] ANGLE TOLERANCE .X ± 0.5 DEG. WEIGHT LBS. 0.0353 [16.0 gm]	DRAWN T RATZLAFF	DATE 20FEB2001	
	Tyco Electronics Corporation 300 Constitution Drive Menlo Park, CA. 94025 U.S.A.		Raychem
TITLE DATABUS MICROCOUPLER DOUBLE STUB, STD W/MTG LUG, LOW OUTGASSING			
CAD FILE C050824A	MATERIAL FINISH THIRD ANGLE PROJECTION		SIZE A
CODE IDENT. NO. 06090		DWG. NO. D-500-9465-2-XXX-ZZZ	DO NOT SCALE THIS DRAWING
SHEET 1 OF 2		SHEET 1 OF 2	

1. MATERIAL AND FINISHES:

1.1 INTERNAL COMPONENTS

1.1.1 TRANSFORMER TO MIL-PRF-21038 AND MIL-STD-1553B

1.1.2 ISOLATION RESISTORS TO MIL-PRF-39007/8, 57.6 OHMS

1.1.3 INTERNAL AND EXTERNAL COMPONENTS ATTACHED USING SN96 SOLDER

1.2 SHIELDED CASE: ALUMINUM PER ASTM-B618.

1.2.1 CASE FINISH: 65/35 Sn/Ni ALLOY, .0002/.0003 THK.

1.3 CABLE TYPE PER RAYCHEM SPECIFICATION 1200 (SEE TABLE ON SHEET 1).

1.4 STRAIN RELIEF TUBING: RAYCHEM RT-220, LOW OUTGASING TUBING.

2. APPLICATION:

2.1 THIS COUPLER IS DESIGNED TO BE INSTALLED INTO A DIGITAL MULTIPLEX HARNESS MEETING THE REQUIREMENTS OF MIL-STD-1553B AND NASA'S OUTGASSING SPECIFICATION SP-R-0022A.

2.1.1 THIS PRODUCT IS ASSEMBLED USING LOW OUTGASSING MATERIALS.

2.1.2 THIS PRODUCT IS NOT INTENDED FOR USE IN HIGH MOISTURE ENVIRONMENTS, NOR INTENDED FOR APPLICATIONS WHERE FLUID IMMERSION IS NECESSARY.

2.2 FOR CABLE SPLICING USE SPLICE KIT D-150-9708-5 (NOT SUPPLIED).

2.3 CABLE BEND RADIUS PER SAE-AS50881 STATIC BEND: 5 X CABLE O.D. MIN.
DYNAMIC BEND: 10 X CABLE O.D. MIN.

3. TEMPERATURE:

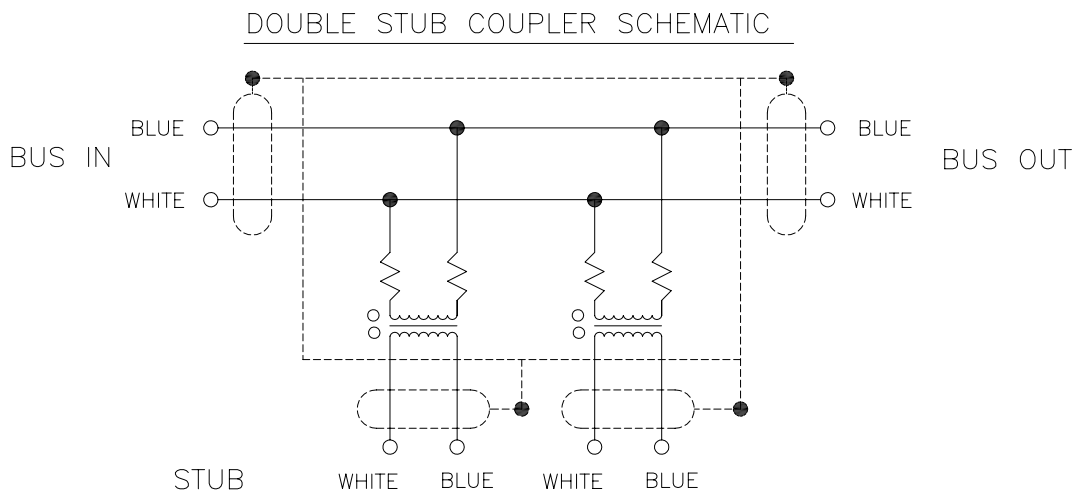
3.1 OPERATING TEMPERATURE: -65°C TO +150°C CONTINUOUS.

4. PERFORMANCE SPECIFICATIONS:

4.1 TRANSFORMER MEETS THE PERFORMANCE REQUIREMENTS OF MIL-STD-1553B.

5. WEIGHT:

5.1 MAXIMUM WEIGHT WITHOUT CABLE: 16 GRAMS MAX.



© 2006 Tyco Electronics Corporation. All Rights Reserved.

SPECIFICATION CONTROL DRAWING

DRAWN T_RATZLAFF	DATE 20FEB2001	SIZE A	CODE IDENT. NO. 06090	DWG. NO. D-500-9465-2-XXX-ZZZ	REV D
CAD FILE C050824B	tyco Electronics		DO NOT SCALE THIS DRAWING		SHEET 2 OF 2