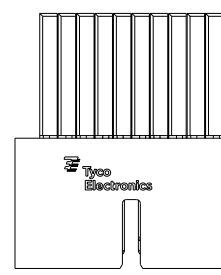
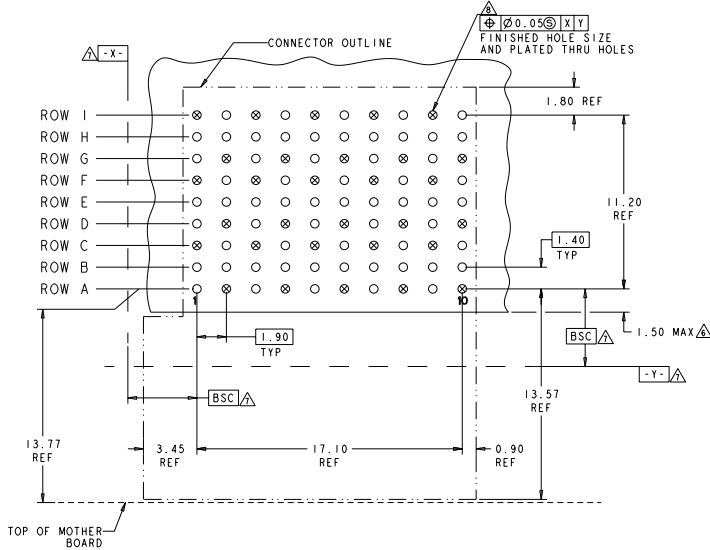
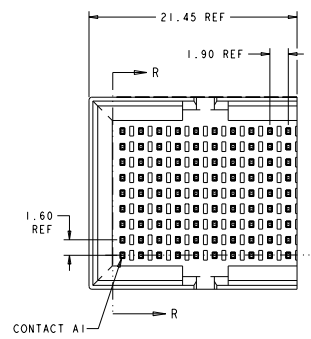
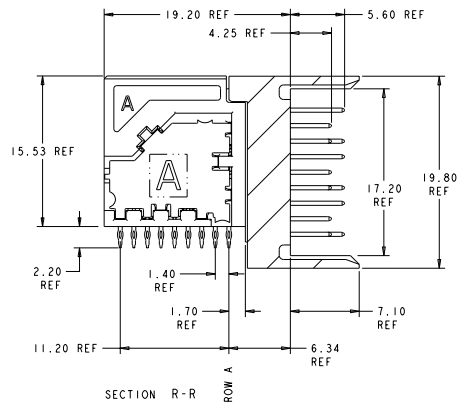


REVIS		REVISIONS		
REV	DATE	DESCRIPTION	BY	CHK
1		PROPOSED	PLUNGER	DCB
2		CORRECTED GROUND PIN PLACEMENT	100719	DCB
3		NAME CORRECT, APP. AND PROD. ADDED	100719	DCB
4		NAME CORRECTION	130819	DCB
5		2.20 REF WAS 2.05 REF	14082011	DCB
6		ADDED PLATING DESCRIPTION	17032011	DCB
7		ADDED WEIGHT TO TITLE BLOCK	20022011	DCB
8		REMOVED PERLIMINARY STAMP	20022011	DCB



○ = SIGNAL
 ⊗ = GROUND
 RECOMMENDED PC BOARD LAYOUT
 COMPONENT SIDE SHOWN
 SCALE 8:1

- △ MATERIAL:
CONTACT AND SHIELD: COPPER ALLOY
HOUSING AND CHICKLET: LCP, COLOR: BLACK
- △ FINISH:
CONTACT: MATING AREA: 1.27µm MIN GOLD OVER
1.27µm MIN NICKEL
SHIELD: 1.27µm MIN NICKEL
- △ FINISH:
COMPLIANT PIN AREA: 0.5µm MIN BRIGHT TIN LEAD OVER
1.27µm MIN NICKEL
- △ FINISH:
COMPLIANT PIN AREA: 0.5µm MIN MATTE TIN OVER
1.27µm MIN NICKEL
- △ FINISH:
COMPLIANT PIN AREA: 0.38µm MIN GOLD OVER
1.27µm MIN NICKEL
- △ DIMENSION APPLIES TO CENTERLINE OF THRU HOLE.
- △ DATUMS AND BASIC DIMENSIONS ESTABLISHED BY CUSTOMER.
- △ REFERENCE APPLICATION SPEC 114-13267 FOR RECOMMENDED
PLATED THRU HOLE DIAMETER AND PLATING THICKNESS.
- △ ALL GROUNDS IN ODD NUMBERED COLUMNS ARE COMMONED.
ALL GROUNDS IN EVEN NUMBERED COLUMNS, EXCEPT FOR ROW A
ARE COMMONED.



△	2000890-3
△	2000890-2
△	2000890-1
FINISH	PART NUMBER

DATE: 24JUN2009	TYCO ELECTRONICS Harrisburg, PA 17105-3600
DESIGNER: J. SANG	FOR: Fortis 2d, 3-PAIR, 10-COLUMN, MINIBOX, RIGHT ANGLE LEFT MODULE ASSEMBLY
DATE: 100-2489	STATE: CAKE CODE (DRAWING NO)
PRICE: 114-13267	WEIGHT: ~13.58g
QUANTITY: 1	00779@2000890
CUSTOMER DRAWING	PAGE 5:1 SHEET 1 OF 8