THIS DRAWING IS UNPUBLISHED. RELEASED FOR PUBLICATION -/- -
© COPYRIGHT — BY TYCO ELECTRONICS CORPORATION. ALL INTERNATIONAL RIGHTS RESERVED.

USE	DIST
DF	F0

REVISIONS

P	LTR	DESCRIPTION	DATE	DRN	APVD
	A	REV PER ECO 08-009720	27MAY08	PY	JW

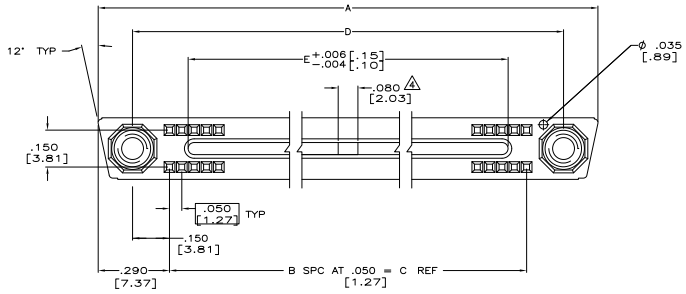

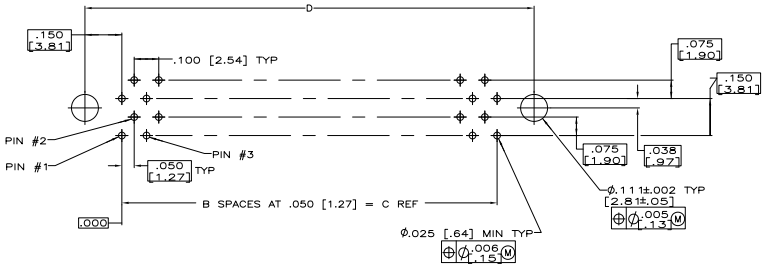

RECOMMENDED P.C. BOARD HOLE PATTERN
(CONNECTOR SIDE)

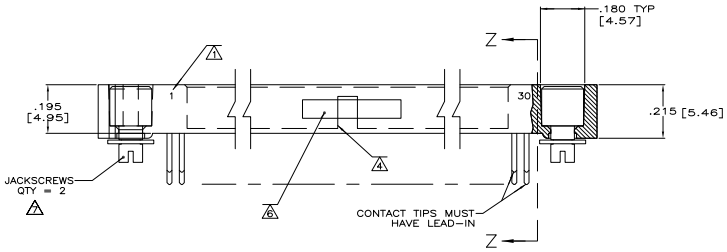

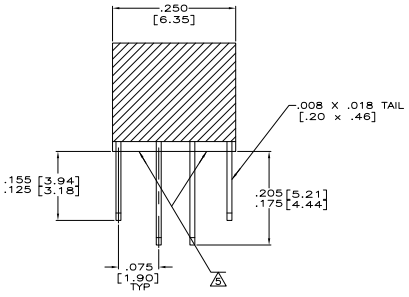

SECTION Z—Z
SCALE 10:1

1. NUMBERS INDICATING END POSITIONS MARKED THIS SIDE ONLY.
2. MEETS ALL APPLICABLE REQUIREMENTS OF MIL-C-55302.
3. HOUSING MATERIAL: LIQUID CRYSTAL POLYMER PER MIL-M-24519, GLCP-30F; COLOR: GRAY.
4. EPOXY IS ADDED TO BOTTOM OF HOUSING FOR INCREASED CONTACT RETENTION.
5. AMP, PART NUMBER AND DATE CODE MARKED IN THIS APPROXIMATE AREA.
6. FINISH: .000050 GOLD IN CONTACT AREA, TIN-LEAD ON TAILS.
7. JACKSCREW MATERIAL: STAINLESS STEEL PER ASTM-A-582.

1 — 30	1.300 [33.02]	1.750 [44.45]	1.450 [36.83]	29	2.040 [51.82]	60	449900-1
CAVITY ID	E	D	C	B	A	POSN.	PART NUMBER

THIS DRAWING IS A CONTROLLED DOCUMENT.

DIMENSIONS: mm
TOLERANCE UNLESS OTHERWISE SPECIFIED: 6 PLC ± — ; 5 PLC ± — ; 3 PLC ± — ; 2 PLC ± .005 [.13] ; 4 PLC ± — ; ANGLES ± —
MATERIAL 3 — 7
FINISH 6 —

DRN D. ALEXANDER 9-28-94
CHK D. GUTTER 9-30-94
APVD D. GUTTER 9-30-94
PRODUCT SPEC —
APPLICATION SPEC —
WEIGHT —
CUSTOMER DRAWING

Tyco Electronics
Tyco Electronics Corporation
Harrisburg, PA 17105-3608

NAME MINI-BOX RECEPTACLE WITH HARDWARE
—
—

SIZE	CAGE CODE	DRAWING NO	RESTRICTED TO
A1	00779	C-449900	—

SCALE 5:1 SHEET 1 OF 1 REV A

4866 (1/08)

Downloaded from Elcodis.com electronic components distributor