THIS DRAWING IS UNPUBLISHED. RELEASED FOR PUBLICATION
© COPYRIGHT - BY - ALL RIGHTS RESERVED.

REVISIONS					
LOC	DIST				
-	-				
P	LTR	DESCRIPTION	DATE	DRN	APVD
	C	REV PER ECO 11-023512	11-22-11	CT	DH

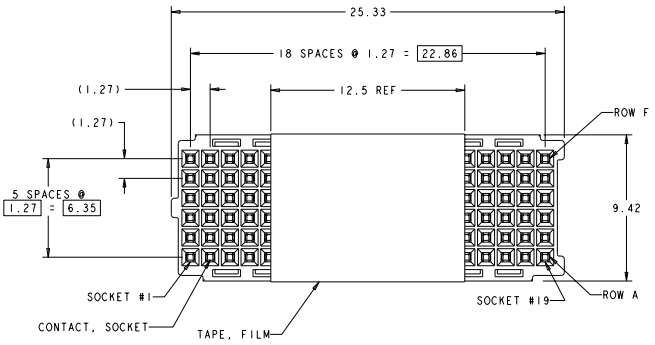

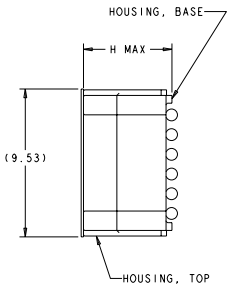

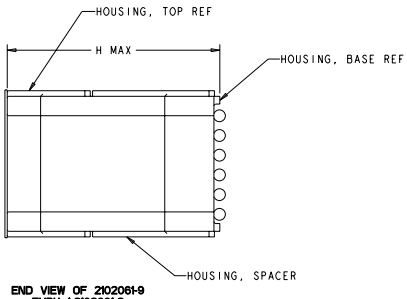

END VIEW OF 2102061-9
THRU 1-2102061-2

1. MATERIAL: HOUSINGS; LCP, COLOR-NATURAL
CONTACT; BERYLLIUM COPPER
SOLDER BALL; SEE TABLE
TAPE, FILM; KAPTON WITH SILICON ADHESIVE

2. FINISH: CONTACT; GOLD (SEE TABLE) ON MATING AREA OVER NICKEL ON ENTIRE CONTACT.

3. PRODUCT IS PACKAGED ON TAPE AND REELED.

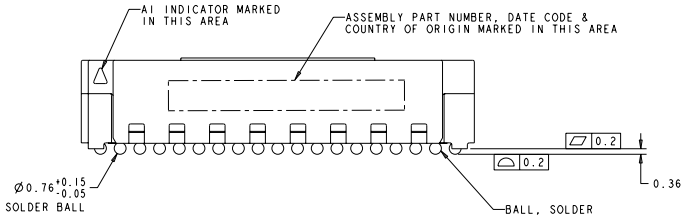

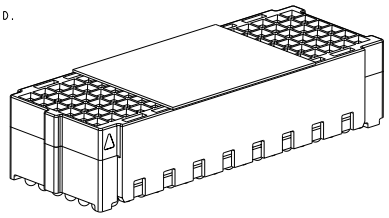

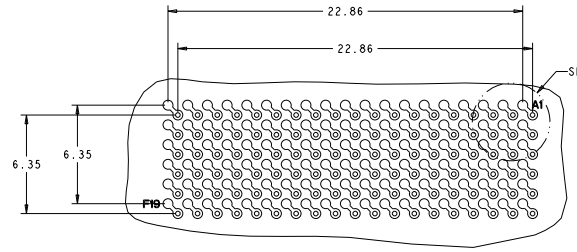

PCB LAYOUT (CONNECTOR SIDE)
SCALE 8:1

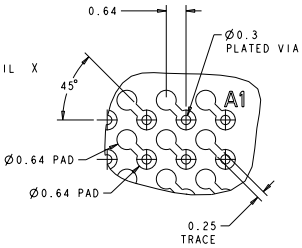

DETAIL X
SCALE 16:1

MATING PART NUMBER	MATED STACK HEIGHT (mm)	GOLD PLATING THICKNESS	H MAX REF	SOLDER BALL MATERIAL	PART NUMBER
2102060-4	18	0.76µm	14	LEAD FREE PER SAC405	1-2102061-2
2102060-3	18	0.76µm	14	TIN LEAD	1-2102061-1
2102060-2	18	1.27µm	14	LEAD FREE PER SAC405	1-2102061-0
2102060-1	18	1.27µm	14	TIN LEAD	2102061-9
2102060-4	12	0.76µm	8	LEAD FREE PER SAC405	2102061-8
2102060-3	12	0.76µm	8	TIN LEAD	2102061-7
2102060-4	10	0.76µm	6	LEAD FREE PER SAC405	2102061-6
2102060-3	10	0.76µm	6	TIN LEAD	2102061-5
2102060-2	12	1.27µm	8	LEAD FREE PER SAC405	2102061-4
2102060-1	12	1.27µm	8	TIN LEAD	2102061-3
2102060-2	10	1.27µm	6	LEAD FREE PER SAC405	2102061-2
2102060-1	10	1.27µm	6	TIN LEAD	2102061-1

THIS DRAWING IS A CONTROLLED DOCUMENT.
DIMENSIONS: mm
TOLERANCES UNLESS OTHERWISE SPECIFIED:
0 PLC ±-
1 PLC ±-
2 PLC ±0.13
3 PLC ±-
4 PLC ±-
ANGLES ±-
MATERIAL 1
FINISH 2

DWN D DOUTY 23JUL2009
CHK K DOHMOWER 23JUL2009
APV K DOHMOWER 23JUL2009
PRODUCT SPEC 108-2411
APPLICATION SPEC 114-13279
WEIGHT -
CUSTOMER DRAWING

TE Connectivity

NAME ASSEMBLY, SOCKET, 114 POSITION, MINI-BOX STACKING CONNECTOR

SIZE	CAGE CODE	DRAWING NO	RESTRICTED TO
A1	00779	C-2102061	-

SCALE 8:1 SHEET 1 OF 1 REV C

4005 13/111
Pro/ENGINEER DRAWING

Downloaded from Elcodis.com electronic components distributor